

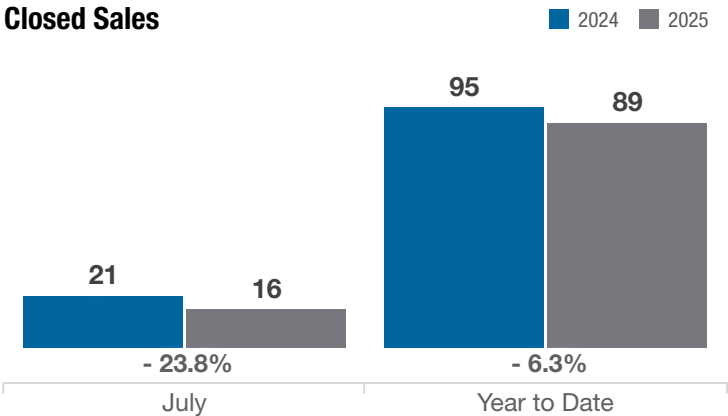
Granville Exempted Village School District

Licking County

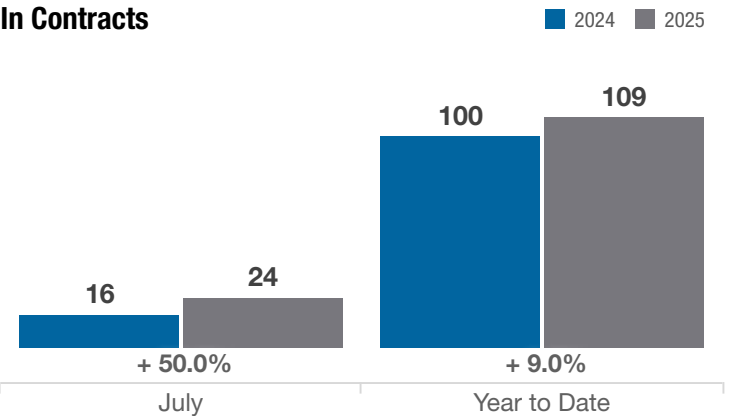
Key Metrics	July			Year to Date		
	2024	2025	% Change	Thru 7-2024	Thru 7-2025	% Change
Closed Sales	21	16	- 23.8%	95	89	- 6.3%
In Contracts	16	24	+ 50.0%	100	109	+ 9.0%
Average Sales Price*	\$608,315	\$797,484	+ 31.1%	\$612,287	\$698,619	+ 14.1%
Median Sales Price*	\$525,000	\$499,500	- 4.9%	\$540,000	\$590,000	+ 9.3%
Average Price Per Square Foot*	\$257.05	\$265.97	+ 3.5%	\$243.99	\$259.29	+ 6.3%
Percent of Original List Price Received*	96.8%	95.5%	- 1.3%	97.3%	95.9%	- 1.4%
Percent of Last List Price Received*	99.6%	96.8%	- 2.8%	99.4%	97.8%	- 1.6%
Days on Market Until Sale	27	34	+ 25.9%	39	36	- 7.7%
New Listings	15	21	+ 40.0%	116	139	+ 19.8%
Median List Price of New Listings	\$469,900	\$599,000	+ 27.5%	\$567,450	\$599,000	+ 5.6%
Median List Price at Time of Sale	\$525,000	\$499,900	- 4.8%	\$549,500	\$611,795	+ 11.3%
Inventory of Homes for Sale	28	40	+ 42.9%	—	—	—
Months Supply of Inventory	2.2	2.8	+ 27.3%	—	—	—

* Does not account for sale concessions and/or downpayment assistance. | Percent changes are calculated using rounded figures and can sometimes look extreme due to small sample size.

Closed Sales

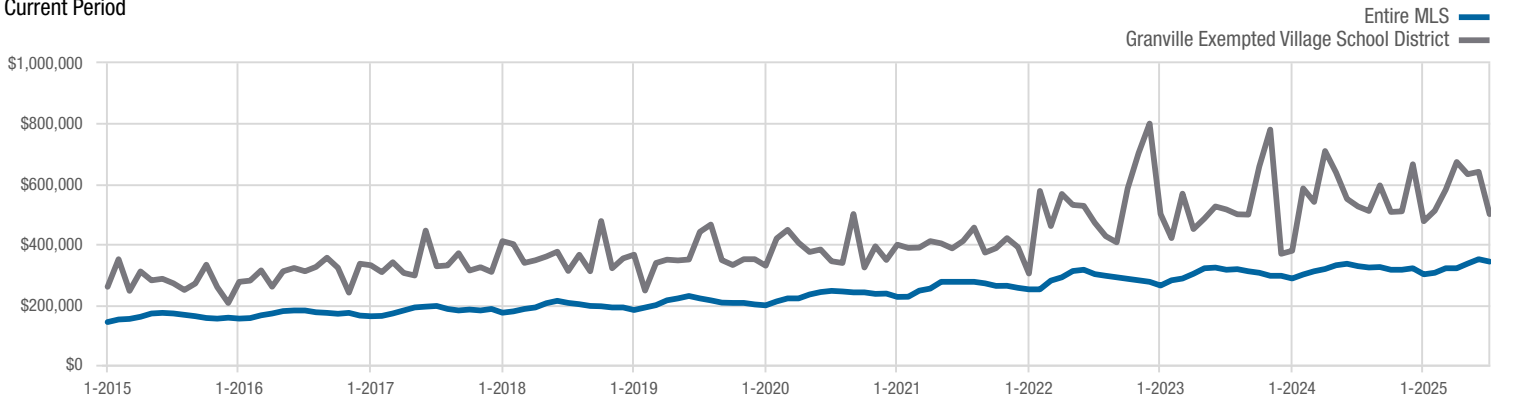


In Contracts



Median Sales Price

Current Period



Each data point represents the median sales price in a given month.

Granville Exempted Village School District

Licking County

