

Groveport Madison Local School District

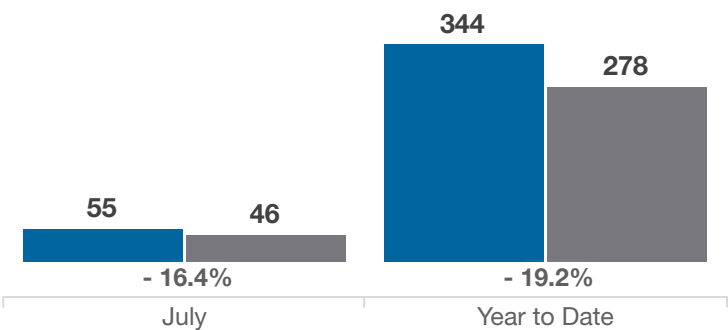
Franklin County

Key Metrics	July			Year to Date		
	2024	2025	% Change	Thru 7-2024	Thru 7-2025	% Change
Closed Sales	55	46	- 16.4%	344	278	- 19.2%
In Contracts	68	44	- 35.3%	353	285	- 19.3%
Average Sales Price*	\$268,747	\$266,082	- 1.0%	\$274,395	\$262,867	- 4.2%
Median Sales Price*	\$250,000	\$255,500	+ 2.2%	\$260,000	\$255,000	- 1.9%
Average Price Per Square Foot*	\$187.01	\$182.45	- 2.4%	\$182.61	\$187.00	+ 2.4%
Percent of Original List Price Received*	98.1%	98.1%	0.0%	99.9%	98.5%	- 1.4%
Percent of Last List Price Received*	98.9%	99.5%	+ 0.6%	100.5%	99.6%	- 0.9%
Days on Market Until Sale	14	26	+ 85.7%	23	24	+ 4.3%
New Listings	59	66	+ 11.9%	366	354	- 3.3%
Median List Price of New Listings	\$254,900	\$275,500	+ 8.1%	\$250,000	\$269,000	+ 7.6%
Median List Price at Time of Sale	\$259,000	\$255,000	- 1.5%	\$259,900	\$255,000	- 1.9%
Inventory of Homes for Sale	47	81	+ 72.3%	—	—	—
Months Supply of Inventory	0.9	1.9	+ 111.1%	—	—	—

\* Does not account for sale concessions and/or downpayment assistance. | Percent changes are calculated using rounded figures and can sometimes look extreme due to small sample size.

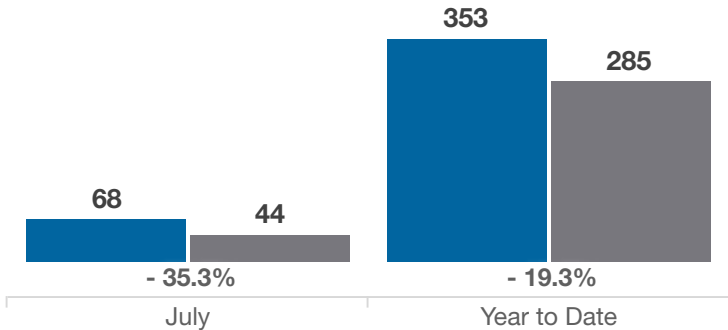
Closed Sales

2024 2025

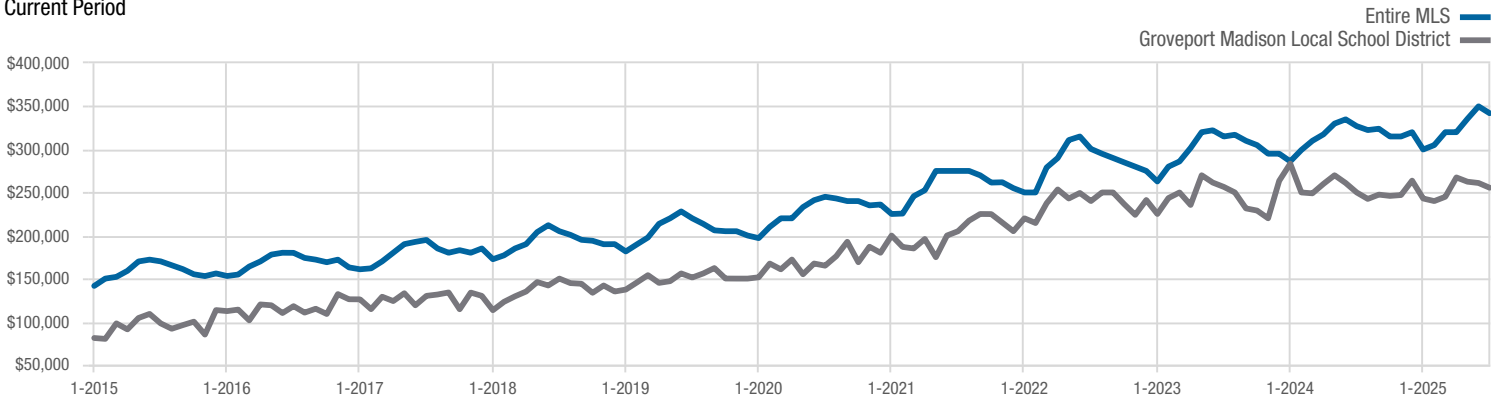


In Contracts

2024 2025



Median Sales Price  
Current Period



Each data point represents the median sales price in a given month.

# Groveport Madison Local School District

Franklin County

