

Obetz (Corp.)

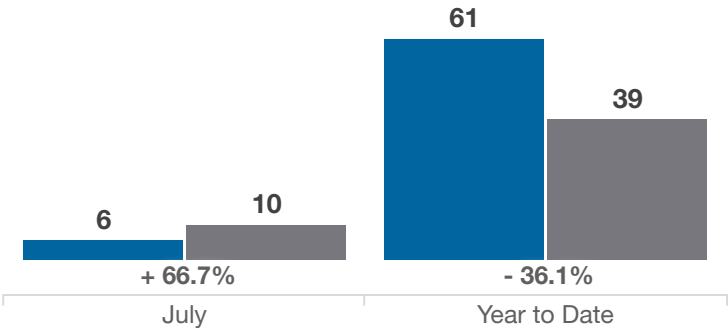
Franklin County

Key Metrics	July			Year to Date		
	2024	2025	% Change	Thru 7-2024	Thru 7-2025	% Change
Closed Sales	6	10	+ 66.7%	61	39	- 36.1%
In Contracts	15	6	- 60.0%	69	39	- 43.5%
Average Sales Price*	\$334,817	\$272,280	- 18.7%	\$342,171	\$301,017	- 12.0%
Median Sales Price*	\$310,000	\$300,500	- 3.1%	\$370,000	\$325,000	- 12.2%
Average Price Per Square Foot*	\$176.07	\$194.67	+ 10.6%	\$186.13	\$176.74	- 5.0%
Percent of Original List Price Received*	95.5%	94.4%	- 1.2%	97.3%	96.7%	- 0.6%
Percent of Last List Price Received*	97.9%	96.7%	- 1.2%	99.2%	98.7%	- 0.5%
Days on Market Until Sale	24	40	+ 66.7%	63	32	- 49.2%
New Listings	12	8	- 33.3%	61	54	- 11.5%
Median List Price of New Listings	\$347,500	\$359,900	+ 3.6%	\$300,000	\$345,500	+ 15.2%
Median List Price at Time of Sale	\$321,559	\$299,950	- 6.7%	\$375,000	\$320,000	- 14.7%
Inventory of Homes for Sale	10	16	+ 60.0%	—	—	—
Months Supply of Inventory	1.0	2.7	+ 170.0%	—	—	—

* Does not account for sale concessions and/or downpayment assistance. | Percent changes are calculated using rounded figures and can sometimes look extreme due to small sample size.

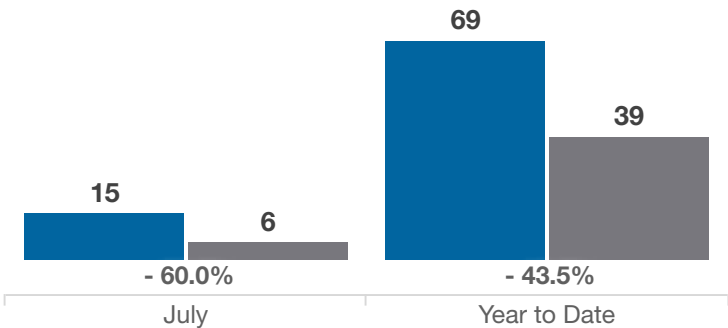
Closed Sales

■ 2024 ■ 2025



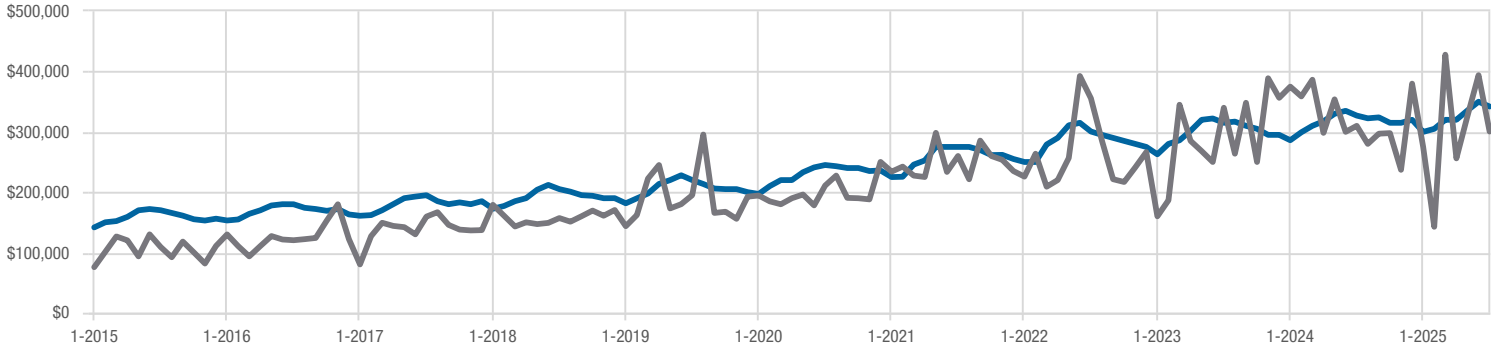
In Contracts

■ 2024 ■ 2025



Median Sales Price
Current Period

Entire MLS
Obetz (Corp.)



Each data point represents the median sales price in a given month.

Obetz (Corp.)

Franklin County

