

Pataskala (Corp.)

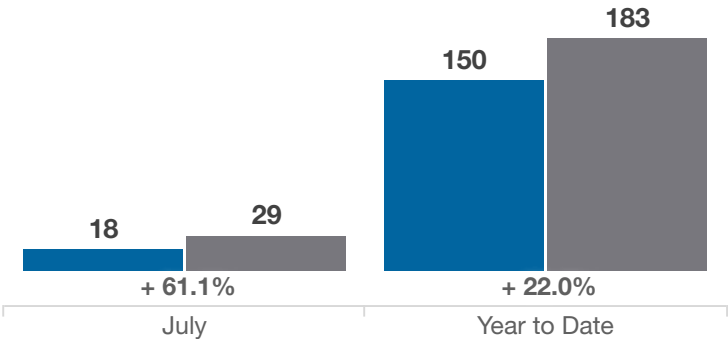
Licking County

| Key Metrics                              | July      |           |          | Year to Date |             |          |
|--|-----------|-----------|----------|--------------|-------------|----------|
|  | 2024      | 2025      | % Change | Thru 7-2024  | Thru 7-2025 | % Change |
| Closed Sales                             | 18        | 29        | + 61.1%  | 150          | 183         | + 22.0%  |
| In Contracts                             | 30        | 28        | - 6.7%   | 169          | 198         | + 17.2%  |
| Average Sales Price*                     | \$330,980 | \$357,290 | + 7.9%   | \$344,368    | \$389,748   | + 13.2%  |
| Median Sales Price*                      | \$344,950 | \$365,000 | + 5.8%   | \$356,000    | \$374,000   | + 5.1%   |
| Average Price Per Square Foot*           | \$189.73  | \$199.12  | + 4.9%   | \$186.15     | \$202.39    | + 8.7%   |
| Percent of Original List Price Received* | 97.8%     | 96.4%     | - 1.4%   | 98.7%        | 98.0%       | - 0.7%   |
| Percent of Last List Price Received*     | 99.2%     | 98.4%     | - 0.8%   | 100.0%       | 99.6%       | - 0.4%   |
| Days on Market Until Sale                | 16        | 23        | + 43.8%  | 24           | 27          | + 12.5%  |
| New Listings                             | 30        | 42        | + 40.0%  | 206          | 239         | + 16.0%  |
| Median List Price of New Listings        | \$352,400 | \$381,900 | + 8.4%   | \$369,900    | \$383,900   | + 3.8%   |
| Median List Price at Time of Sale        | \$347,500 | \$370,000 | + 6.5%   | \$350,000    | \$375,000   | + 7.1%   |
| Inventory of Homes for Sale              | 42        | 63        | + 50.0%  | —            | —           | —        |
| Months Supply of Inventory               | 1.8       | 2.6       | + 44.4%  | —            | —           | —        |

\* Does not account for sale concessions and/or downpayment assistance. | Percent changes are calculated using rounded figures and can sometimes look extreme due to small sample size.

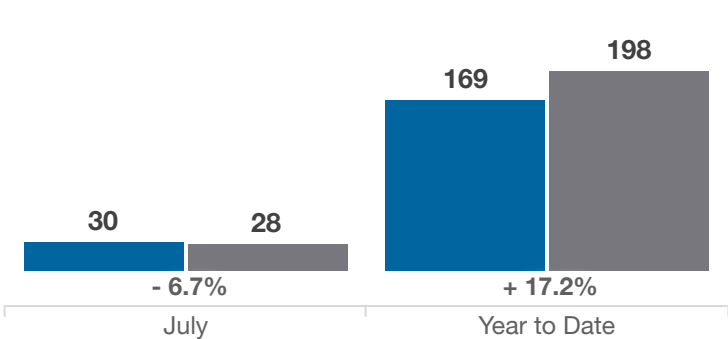
Closed Sales

■ 2024 ■ 2025



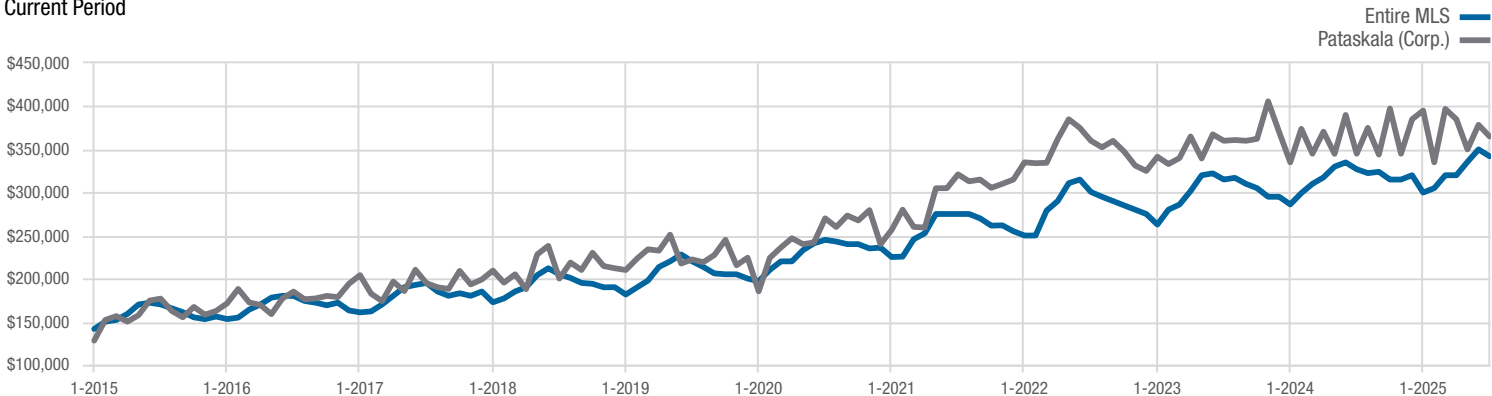
In Contracts

■ 2024 ■ 2025



Median Sales Price

Current Period



Each data point represents the median sales price in a given month.

Pataskala (Corp.)

Licking County

