

South-Western City School District (Grove City)

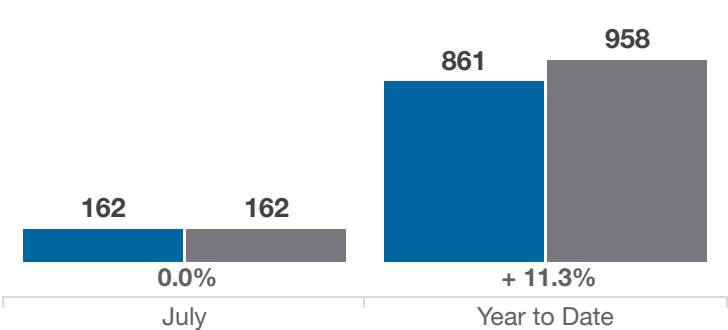
Franklin and Pickaway Counties

Key Metrics	July			Year to Date		
	2024	2025	% Change	Thru 7-2024	Thru 7-2025	% Change
Closed Sales	162	162	0.0%	861	958	+ 11.3%
In Contracts	169	157	- 7.1%	959	1,048	+ 9.3%
Average Sales Price*	\$332,397	\$351,244	+ 5.7%	\$311,941	\$329,534	+ 5.6%
Median Sales Price*	\$310,000	\$330,000	+ 6.5%	\$299,000	\$314,950	+ 5.3%
Average Price Per Square Foot*	\$198.30	\$190.38	- 4.0%	\$193.33	\$197.20	+ 2.0%
Percent of Original List Price Received*	99.6%	96.8%	- 2.8%	99.5%	98.3%	- 1.2%
Percent of Last List Price Received*	100.5%	98.5%	- 2.0%	100.5%	99.5%	- 1.0%
Days on Market Until Sale	25	29	+ 16.0%	27	28	+ 3.7%
New Listings	230	211	- 8.3%	1,105	1,291	+ 16.8%
Median List Price of New Listings	\$317,450	\$329,900	+ 3.9%	\$299,900	\$319,900	+ 6.7%
Median List Price at Time of Sale	\$315,000	\$329,900	+ 4.7%	\$295,000	\$314,900	+ 6.7%
Inventory of Homes for Sale	222	282	+ 27.0%	—	—	—
Months Supply of Inventory	1.7	2.0	+ 17.6%	—	—	—

* Does not account for sale concessions and/or downpayment assistance. | Percent changes are calculated using rounded figures and can sometimes look extreme due to small sample size.

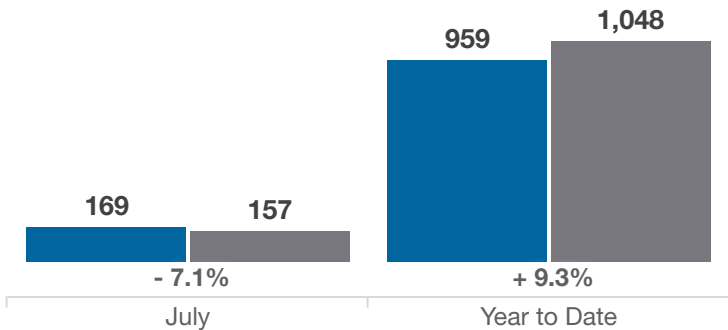
Closed Sales

■ 2024 ■ 2025



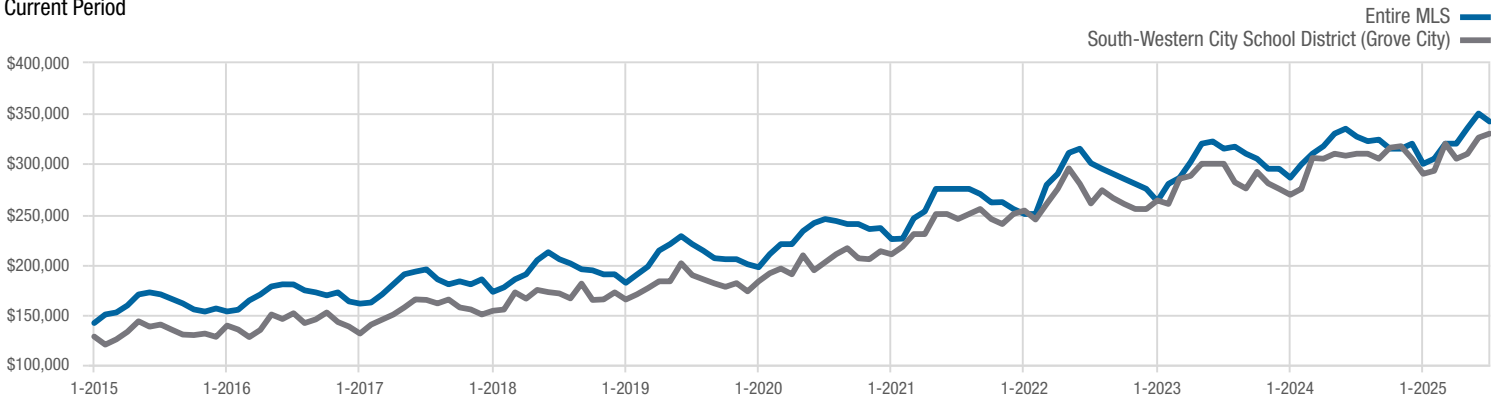
In Contracts

■ 2024 ■ 2025



Median Sales Price

Current Period



Each data point represents the median sales price in a given month.

South-Western City School District (Grove City)

Franklin and Pickaway Counties

