

Washington Court House City School District

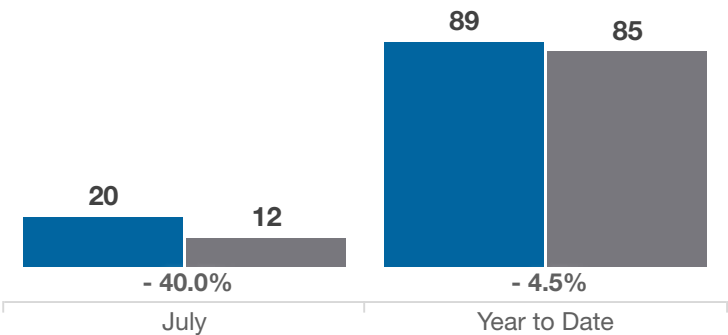
Fayette County

Key Metrics	July			Year to Date		
	2024	2025	% Change	Thru 7-2024	Thru 7-2025	% Change
Closed Sales	20	12	- 40.0%	89	85	- 4.5%
In Contracts	15	13	- 13.3%	101	90	- 10.9%
Average Sales Price*	\$199,841	\$191,912	- 4.0%	\$207,962	\$218,132	+ 4.9%
Median Sales Price*	\$192,500	\$178,500	- 7.3%	\$190,000	\$215,500	+ 13.4%
Average Price Per Square Foot*	\$128.20	\$132.54	+ 3.4%	\$157.18	\$145.85	- 7.2%
Percent of Original List Price Received*	102.3%	91.9%	- 10.2%	96.5%	95.7%	- 0.8%
Percent of Last List Price Received*	102.5%	97.5%	- 4.9%	99.5%	99.6%	+ 0.1%
Days on Market Until Sale	24	64	+ 166.7%	31	36	+ 16.1%
New Listings	18	22	+ 22.2%	109	124	+ 13.8%
Median List Price of New Listings	\$222,450	\$234,950	+ 5.6%	\$195,200	\$213,450	+ 9.3%
Median List Price at Time of Sale	\$192,450	\$177,450	- 7.8%	\$185,000	\$213,450	+ 15.4%
Inventory of Homes for Sale	18	38	+ 111.1%	—	—	—
Months Supply of Inventory	1.4	3.3	+ 135.7%	—	—	—

* Does not account for sale concessions and/or downpayment assistance. | Percent changes are calculated using rounded figures and can sometimes look extreme due to small sample size.

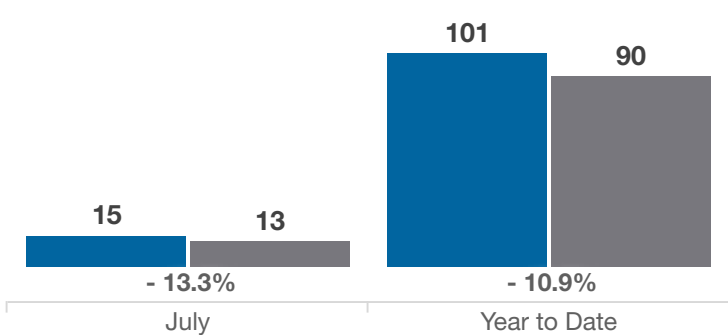
Closed Sales

■ 2024 ■ 2025



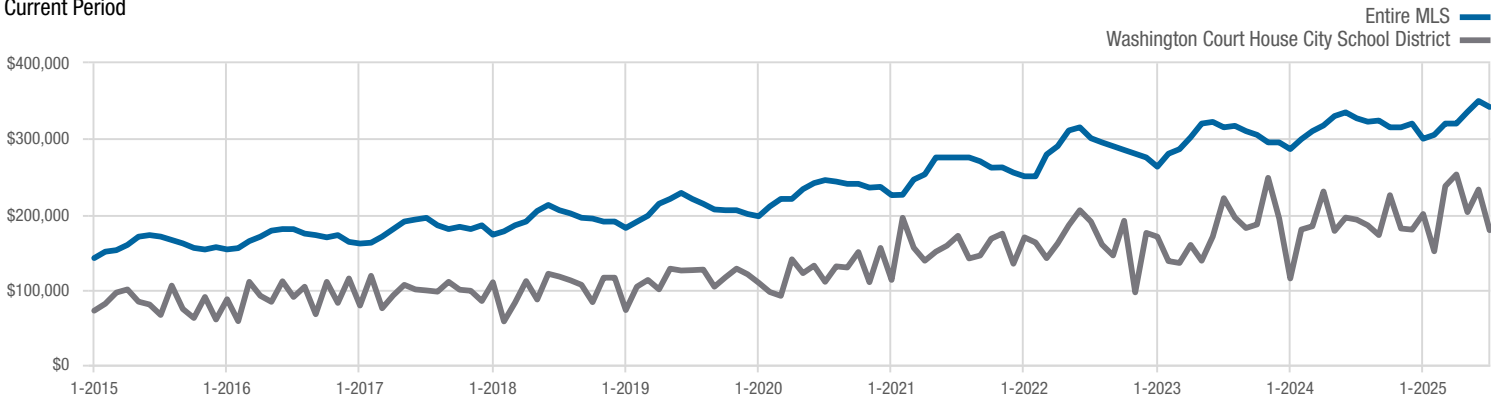
In Contracts

■ 2024 ■ 2025



Median Sales Price

Current Period



Each data point represents the median sales price in a given month.

Washington Court House City School District

Fayette County

