

Whitehall (Corp.)

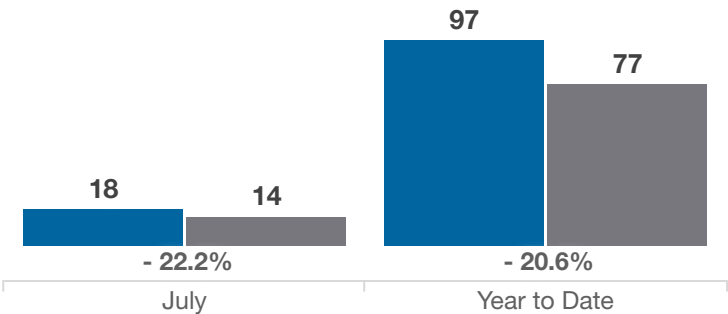
Franklin County

Key Metrics	July			Year to Date		
	2024	2025	% Change	Thru 7-2024	Thru 7-2025	% Change
Closed Sales	18	14	- 22.2%	97	77	- 20.6%
In Contracts	15	13	- 13.3%	100	83	- 17.0%
Average Sales Price*	\$223,315	\$211,500	- 5.3%	\$202,774	\$219,275	+ 8.1%
Median Sales Price*	\$218,450	\$210,000	- 3.9%	\$200,000	\$210,000	+ 5.0%
Average Price Per Square Foot*	\$174.26	\$173.07	- 0.7%	\$169.12	\$174.60	+ 3.2%
Percent of Original List Price Received*	98.8%	97.2%	- 1.6%	98.2%	98.1%	- 0.1%
Percent of Last List Price Received*	100.1%	97.6%	- 2.5%	99.5%	99.3%	- 0.2%
Days on Market Until Sale	20	15	- 25.0%	21	26	+ 23.8%
New Listings	15	17	+ 13.3%	108	86	- 20.4%
Median List Price of New Listings	\$199,000	\$219,900	+ 10.5%	\$209,950	\$218,900	+ 4.3%
Median List Price at Time of Sale	\$219,450	\$220,000	+ 0.3%	\$209,900	\$215,000	+ 2.4%
Inventory of Homes for Sale	11	14	+ 27.3%	—	—	—
Months Supply of Inventory	0.9	1.3	+ 44.4%	—	—	—

* Does not account for sale concessions and/or downpayment assistance. | Percent changes are calculated using rounded figures and can sometimes look extreme due to small sample size.

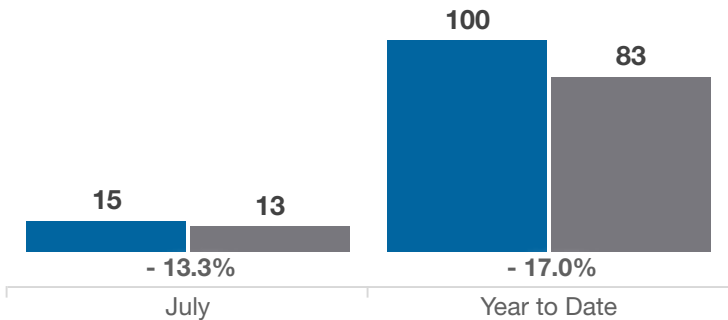
Closed Sales

■ 2024 ■ 2025

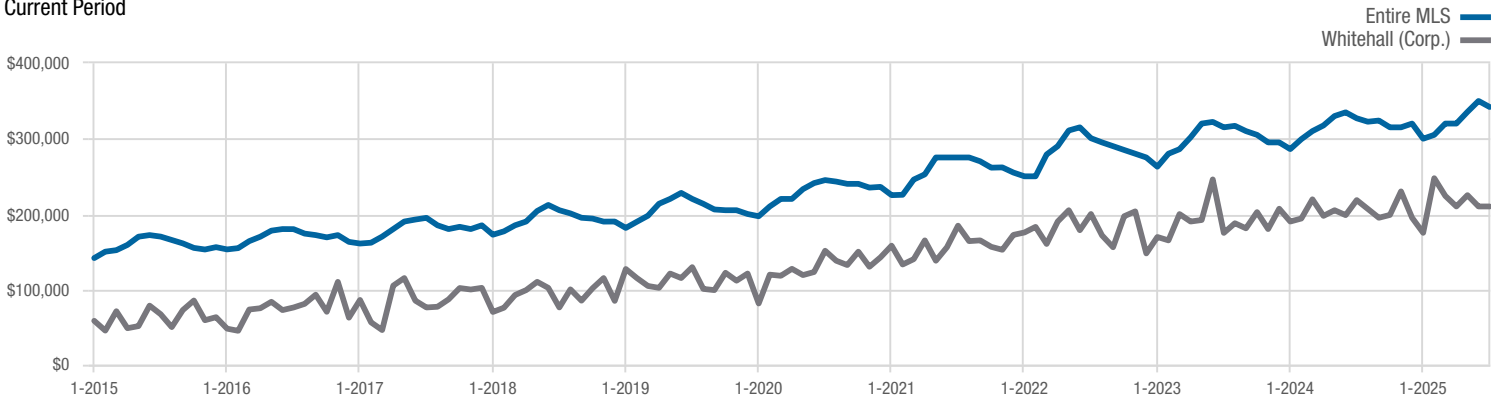


In Contracts

■ 2024 ■ 2025



Median Sales Price
Current Period



Each data point represents the median sales price in a given month.

Whitehall (Corp.)

Franklin County

