

Worthington City School District

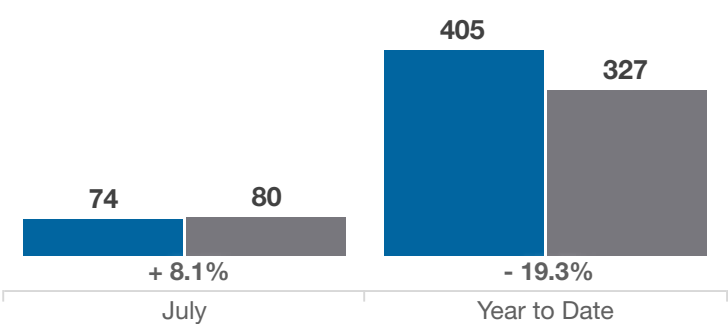
Franklin County

Key Metrics	July			Year to Date		
	2024	2025	% Change	Thru 7-2024	Thru 7-2025	% Change
Closed Sales	74	80	+ 8.1%	405	327	- 19.3%
In Contracts	62	73	+ 17.7%	425	377	- 11.3%
Average Sales Price*	\$453,859	\$449,505	- 1.0%	\$430,784	\$458,314	+ 6.4%
Median Sales Price*	\$422,450	\$399,250	- 5.5%	\$415,000	\$407,500	- 1.8%
Average Price Per Square Foot*	\$241.11	\$258.81	+ 7.3%	\$242.19	\$254.54	+ 5.1%
Percent of Original List Price Received*	100.6%	99.6%	- 1.0%	101.4%	100.5%	- 0.9%
Percent of Last List Price Received*	101.4%	100.4%	- 1.0%	102.2%	101.2%	- 1.0%
Days on Market Until Sale	9	11	+ 22.2%	14	14	0.0%
New Listings	80	80	0.0%	482	441	- 8.5%
Median List Price of New Listings	\$374,900	\$389,900	+ 4.0%	\$389,900	\$400,000	+ 2.6%
Median List Price at Time of Sale	\$409,950	\$397,450	- 3.0%	\$399,900	\$409,900	+ 2.5%
Inventory of Homes for Sale	63	68	+ 7.9%	—	—	—
Months Supply of Inventory	1.1	1.3	+ 18.2%	—	—	—

* Does not account for sale concessions and/or downpayment assistance. | Percent changes are calculated using rounded figures and can sometimes look extreme due to small sample size.

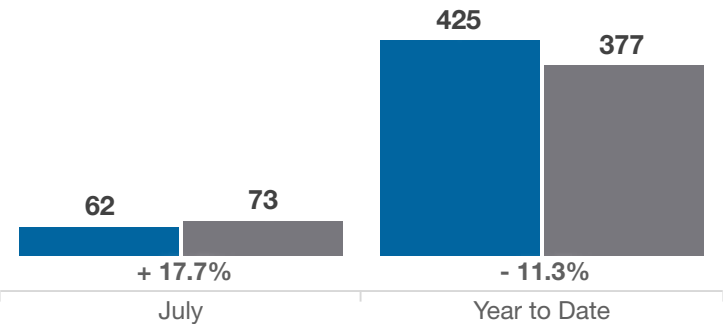
Closed Sales

■ 2024 ■ 2025



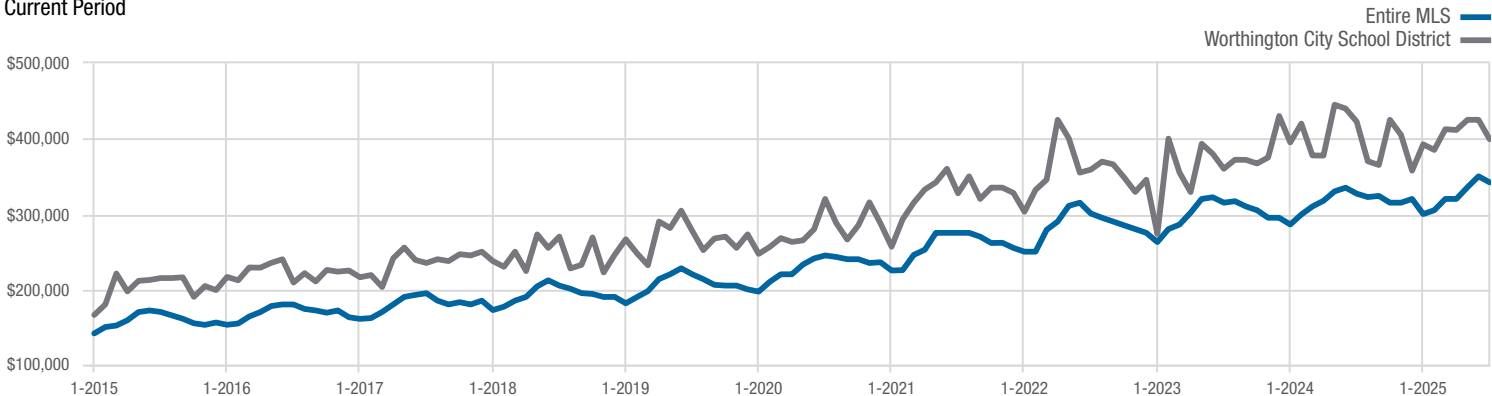
In Contracts

■ 2024 ■ 2025



Median Sales Price

Current Period



Each data point represents the median sales price in a given month.

Worthington City School District

Franklin County

