

Worthington (Corp.)

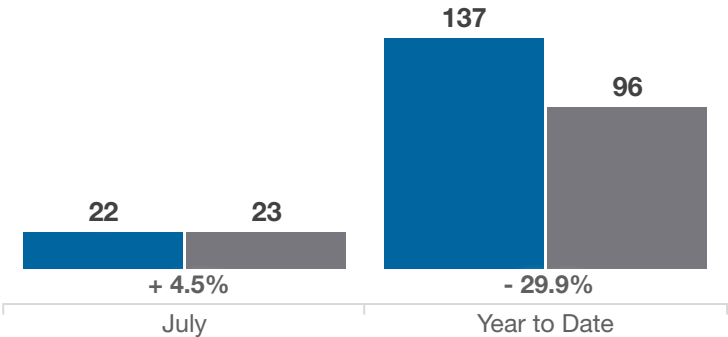
Franklin County

Key Metrics	July			Year to Date		
	2024	2025	% Change	Thru 7-2024	Thru 7-2025	% Change
Closed Sales	22	23	+ 4.5%	137	96	- 29.9%
In Contracts	14	20	+ 42.9%	136	110	- 19.1%
Average Sales Price*	\$482,336	\$602,452	+ 24.9%	\$489,480	\$567,150	+ 15.9%
Median Sales Price*	\$465,000	\$530,000	+ 14.0%	\$454,500	\$506,000	+ 11.3%
Average Price Per Square Foot*	\$253.34	\$302.61	+ 19.4%	\$269.96	\$294.18	+ 9.0%
Percent of Original List Price Received*	100.0%	99.3%	- 0.7%	100.5%	101.2%	+ 0.7%
Percent of Last List Price Received*	100.7%	99.7%	- 1.0%	101.7%	101.7%	0.0%
Days on Market Until Sale	9	8	- 11.1%	18	13	- 27.8%
New Listings	26	23	- 11.5%	142	120	- 15.5%
Median List Price of New Listings	\$452,000	\$435,000	- 3.8%	\$459,900	\$489,450	+ 6.4%
Median List Price at Time of Sale	\$449,950	\$539,900	+ 20.0%	\$450,000	\$497,000	+ 10.4%
Inventory of Homes for Sale	23	14	- 39.1%	—	—	—
Months Supply of Inventory	1.2	1.0	- 16.7%	—	—	—

\* Does not account for sale concessions and/or downpayment assistance. | Percent changes are calculated using rounded figures and can sometimes look extreme due to small sample size.

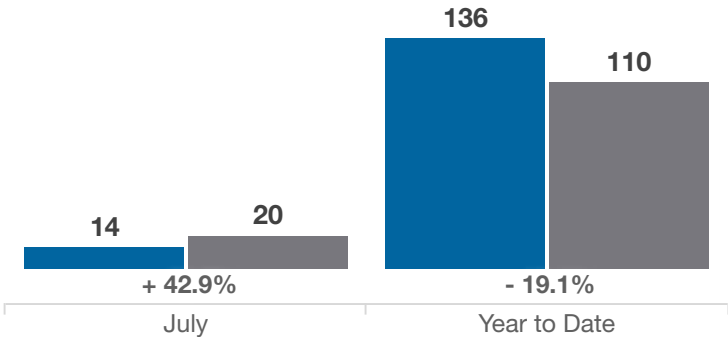
Closed Sales

■ 2024 ■ 2025



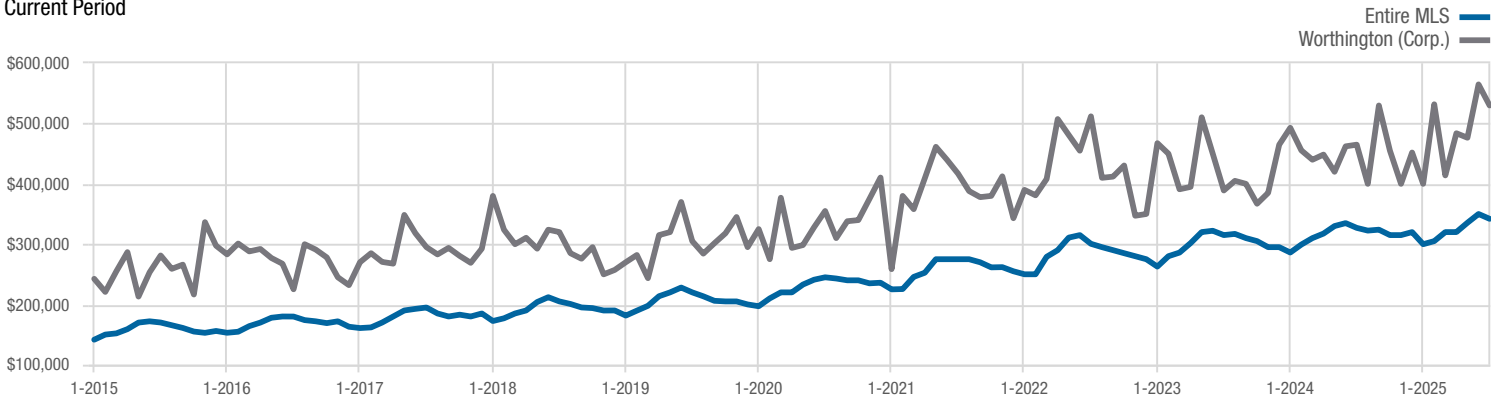
In Contracts

■ 2024 ■ 2025



Median Sales Price

Current Period



Each data point represents the median sales price in a given month.

## Worthington (Corp.)

Franklin County

