

Local Market Update – August 2025

A RESEARCH TOOL PROVIDED BY THE COLUMBUS REALTORS®
BASED ON RESIDENTIAL LISTING DATA ONLY



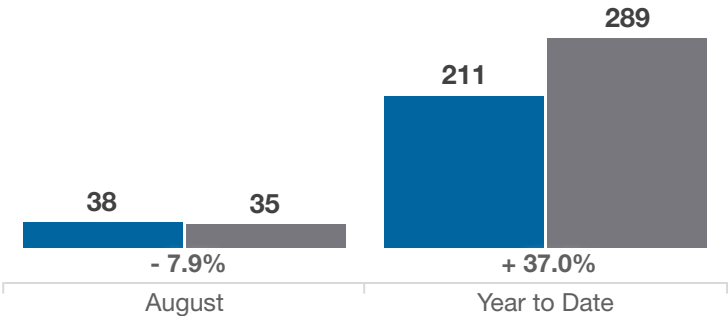
Clark County

| Key Metrics | August | | | Year to Date | | |
|--|-----------|-----------|----------|--------------|-------------|----------|
| | 2024 | 2025 | % Change | Thru 8-2024 | Thru 8-2025 | % Change |
| Closed Sales | 38 | 35 | - 7.9% | 211 | 289 | + 37.0% |
| In Contracts | 37 | 52 | + 40.5% | 231 | 333 | + 44.2% |
| Average Sales Price* | \$201,294 | \$209,420 | + 4.0% | \$229,138 | \$241,030 | + 5.2% |
| Median Sales Price* | \$172,500 | \$204,900 | + 18.8% | \$199,950 | \$214,900 | + 7.5% |
| Average Price Per Square Foot* | \$125.26 | \$134.93 | + 7.7% | \$137.22 | \$148.33 | + 8.1% |
| Percent of Original List Price Received* | 98.2% | 101.2% | + 3.1% | 97.1% | 96.5% | - 0.6% |
| Percent of Last List Price Received* | 99.1% | 104.3% | + 5.2% | 98.4% | 98.9% | + 0.5% |
| Days on Market Until Sale | 18 | 31 | + 72.2% | 26 | 40 | + 53.8% |
| New Listings | 45 | 52 | + 15.6% | 284 | 373 | + 31.3% |
| Median List Price of New Listings | \$224,900 | \$219,900 | - 2.2% | \$216,250 | \$219,900 | + 1.7% |
| Median List Price at Time of Sale | \$174,894 | \$195,000 | + 11.5% | \$199,900 | \$219,000 | + 9.6% |
| Inventory of Homes for Sale | 68 | 76 | + 11.8% | — | — | — |
| Months Supply of Inventory | 2.6 | 2.1 | - 19.2% | — | — | — |

* Does not account for sale concessions and/or downpayment assistance. | Percent changes are calculated using rounded figures and can sometimes look extreme due to small sample size.

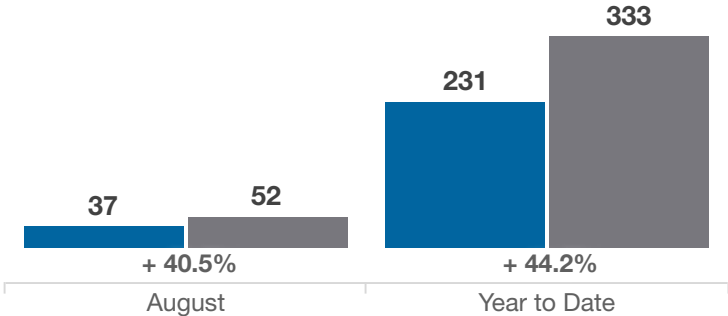
Closed Sales

■ 2024 ■ 2025



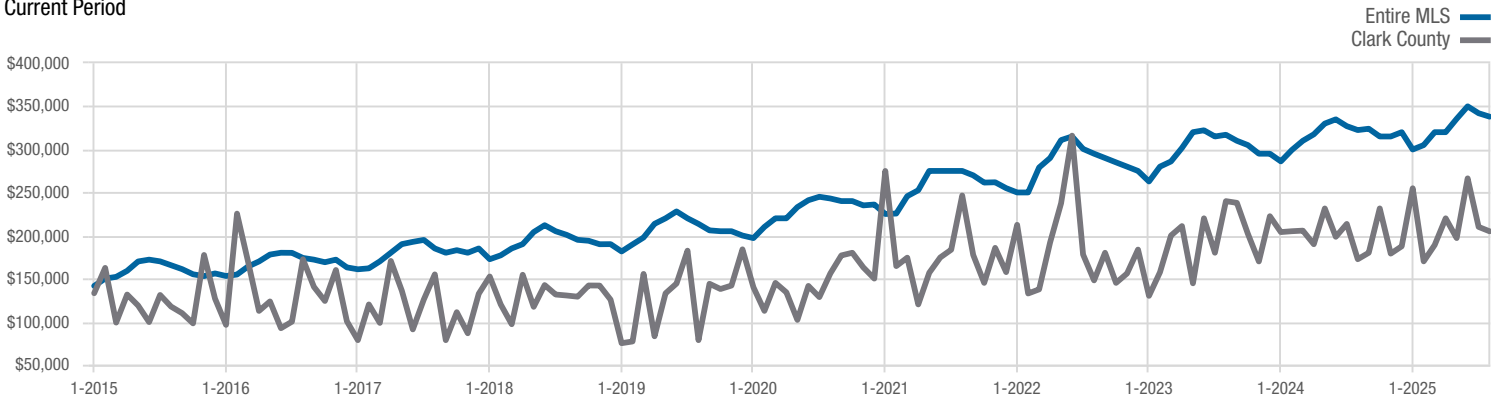
In Contracts

■ 2024 ■ 2025



Median Sales Price

Current Period



Each data point represents the median sales price in a given month.

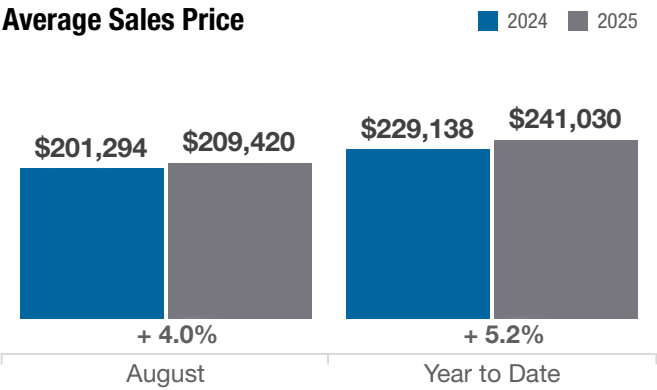
Local Market Update – August 2025

A RESEARCH TOOL PROVIDED BY THE COLUMBUS REALTORS®
BASED ON RESIDENTIAL LISTING DATA ONLY

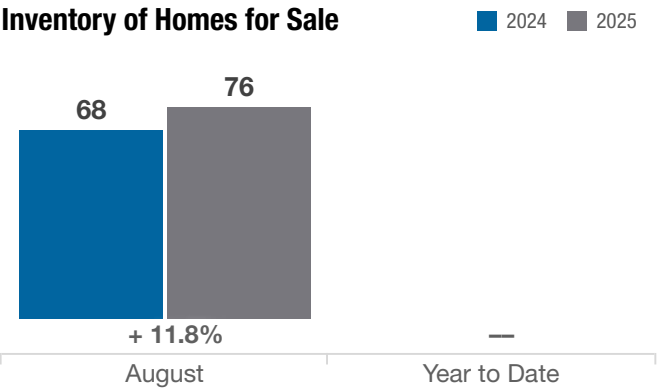


Clark County

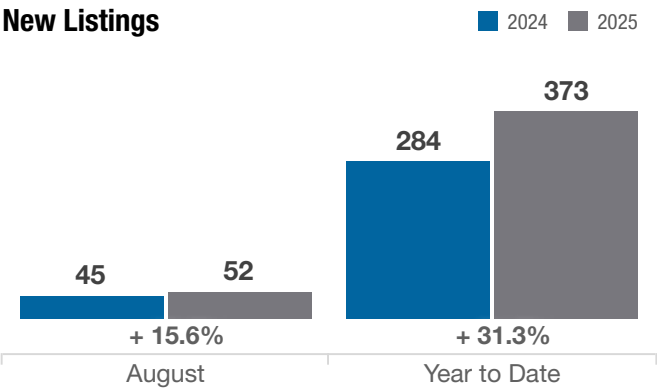
Average Sales Price



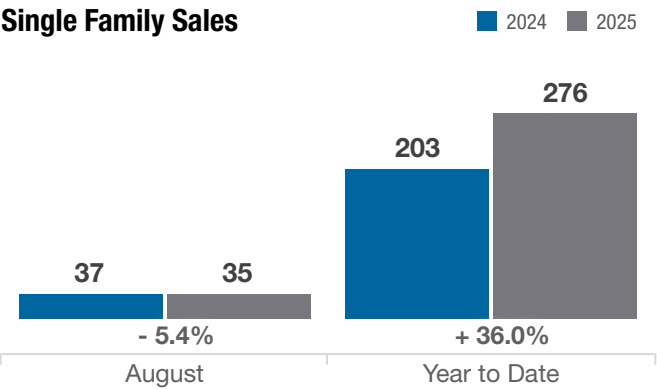
Inventory of Homes for Sale



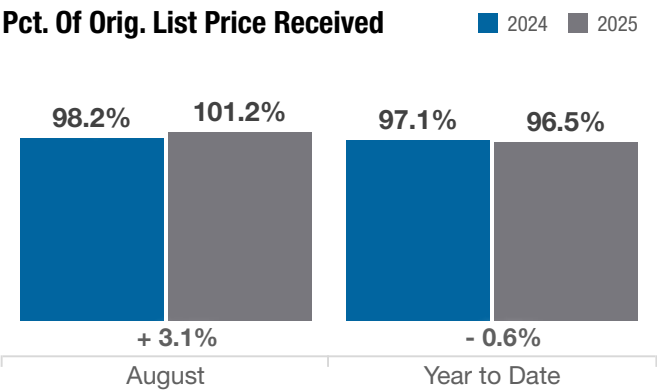
New Listings



Single Family Sales



Pct. Of Orig. List Price Received



Condo Sales

