

Local Market Update – August 2025

A RESEARCH TOOL PROVIDED BY THE COLUMBUS REALTORS®
BASED ON RESIDENTIAL LISTING DATA ONLY



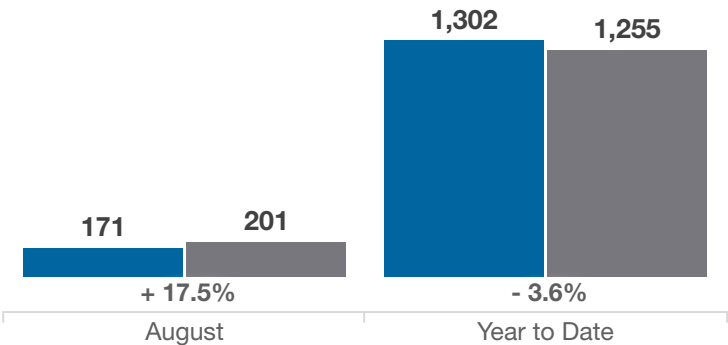
Fairfield County

Key Metrics	August			Year to Date		
	2024	2025	% Change	Thru 8-2024	Thru 8-2025	% Change
Closed Sales	171	201	+ 17.5%	1,302	1,255	- 3.6%
In Contracts	218	212	- 2.8%	1,411	1,391	- 1.4%
Average Sales Price*	\$352,367	\$372,867	+ 5.8%	\$359,973	\$363,511	+ 1.0%
Median Sales Price*	\$330,000	\$350,500	+ 6.2%	\$335,000	\$346,000	+ 3.3%
Average Price Per Square Foot*	\$187.68	\$198.10	+ 5.6%	\$187.98	\$192.70	+ 2.5%
Percent of Original List Price Received*	96.5%	97.4%	+ 0.9%	97.9%	98.0%	+ 0.1%
Percent of Last List Price Received*	98.7%	99.6%	+ 0.9%	99.7%	99.6%	- 0.1%
Days on Market Until Sale	27	29	+ 7.4%	28	29	+ 3.6%
New Listings	214	238	+ 11.2%	1,612	1,718	+ 6.6%
Median List Price of New Listings	\$359,750	\$353,950	- 1.6%	\$344,950	\$360,000	+ 4.4%
Median List Price at Time of Sale	\$334,900	\$349,900	+ 4.5%	\$335,000	\$344,900	+ 3.0%
Inventory of Homes for Sale	277	347	+ 25.3%	—	—	—
Months Supply of Inventory	1.7	2.1	+ 23.5%	—	—	—

* Does not account for sale concessions and/or downpayment assistance. | Percent changes are calculated using rounded figures and can sometimes look extreme due to small sample size.

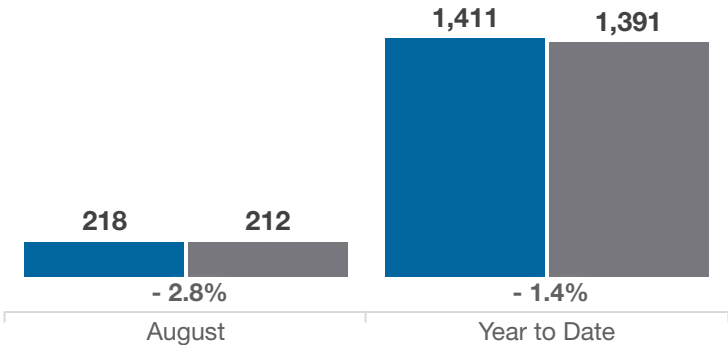
Closed Sales

■ 2024 ■ 2025



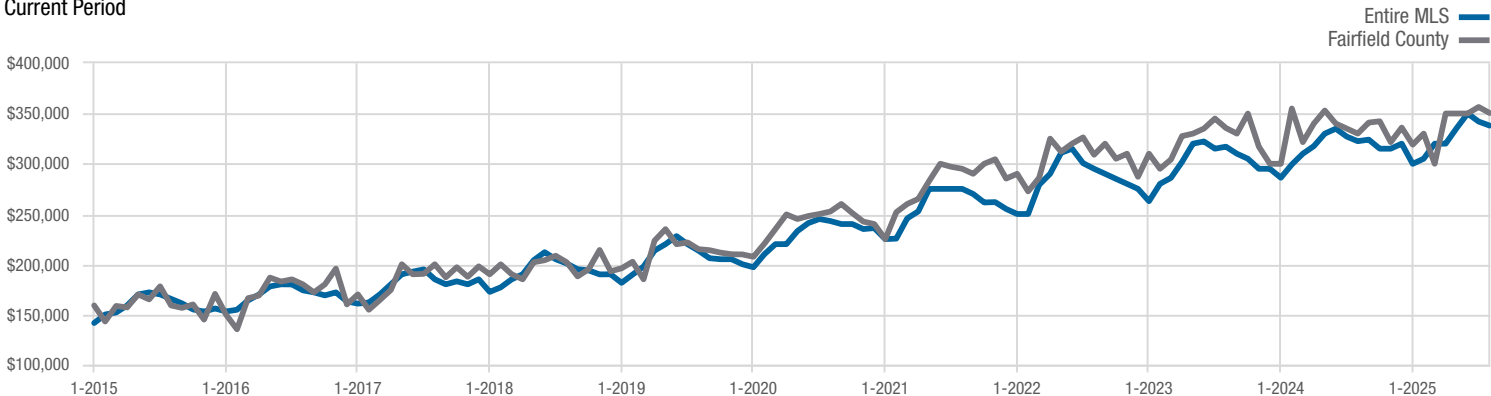
In Contracts

■ 2024 ■ 2025



Median Sales Price

Current Period



Each data point represents the median sales price in a given month.

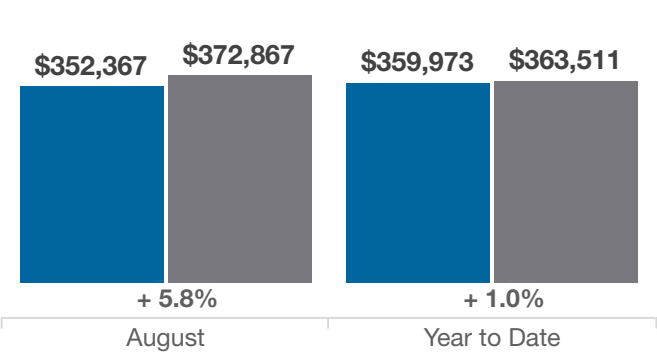
Local Market Update – August 2025

A RESEARCH TOOL PROVIDED BY THE COLUMBUS REALTORS®
BASED ON RESIDENTIAL LISTING DATA ONLY

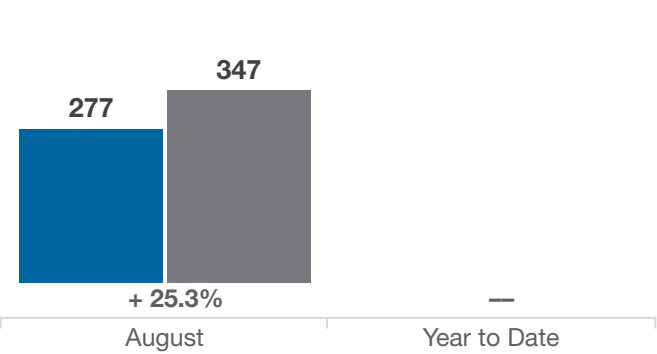


Fairfield County

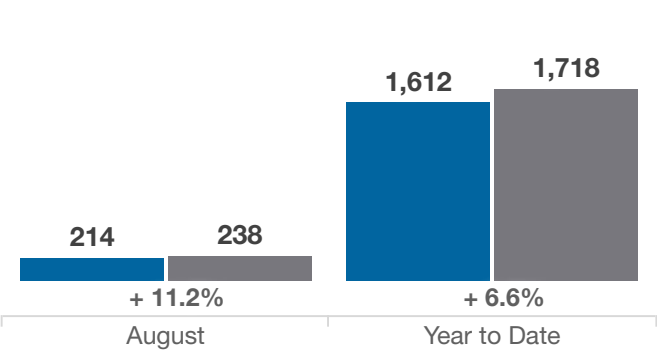
Average Sales Price



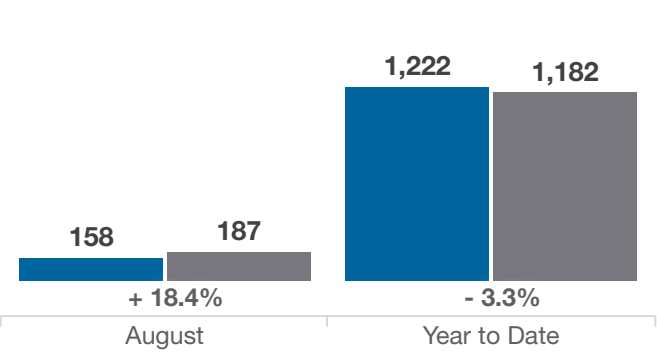
Inventory of Homes for Sale



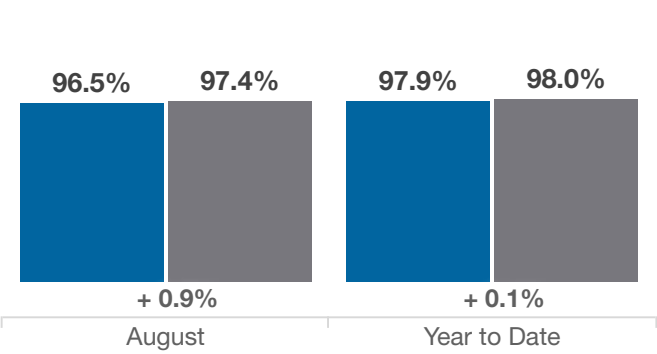
New Listings



Single Family Sales



Pct. Of Orig. List Price Received



Condo Sales

