

Local Market Update – August 2025

A RESEARCH TOOL PROVIDED BY THE COLUMBUS REALTORS®
BASED ON RESIDENTIAL LISTING DATA ONLY



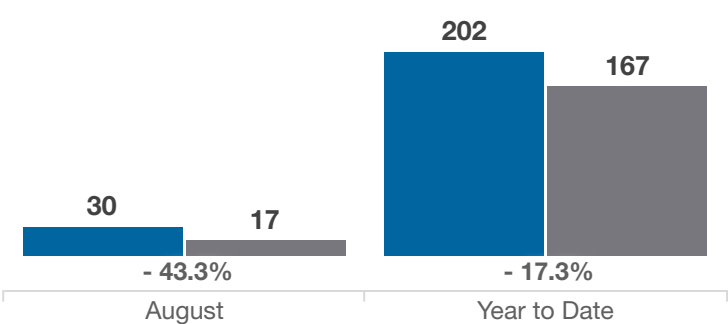
Fayette County

| Key Metrics | August | | | Year to Date | | |
|--|-----------|-----------|----------|--------------|-------------|----------|
| | 2024 | 2025 | % Change | Thru 8-2024 | Thru 8-2025 | % Change |
| Closed Sales | 30 | 17 | - 43.3% | 202 | 167 | - 17.3% |
| In Contracts | 29 | 37 | + 27.6% | 214 | 198 | - 7.5% |
| Average Sales Price* | \$224,857 | \$248,341 | + 10.4% | \$226,190 | \$256,192 | + 13.3% |
| Median Sales Price* | \$210,500 | \$225,000 | + 6.9% | \$207,000 | \$228,000 | + 10.1% |
| Average Price Per Square Foot* | \$148.26 | \$179.85 | + 21.3% | \$150.74 | \$151.73 | + 0.7% |
| Percent of Original List Price Received* | 95.0% | 96.6% | + 1.7% | 96.7% | 94.7% | - 2.1% |
| Percent of Last List Price Received* | 98.0% | 97.9% | - 0.1% | 99.0% | 97.8% | - 1.2% |
| Days on Market Until Sale | 25 | 25 | 0.0% | 29 | 34 | + 17.2% |
| New Listings | 35 | 45 | + 28.6% | 257 | 276 | + 7.4% |
| Median List Price of New Listings | \$194,900 | \$237,500 | + 21.9% | \$219,900 | \$239,400 | + 8.9% |
| Median List Price at Time of Sale | \$209,900 | \$237,500 | + 13.1% | \$209,900 | \$230,000 | + 9.6% |
| Inventory of Homes for Sale | 51 | 69 | + 35.3% | — | — | — |
| Months Supply of Inventory | 2.0 | 3.0 | + 50.0% | — | — | — |

* Does not account for sale concessions and/or downpayment assistance. | Percent changes are calculated using rounded figures and can sometimes look extreme due to small sample size.

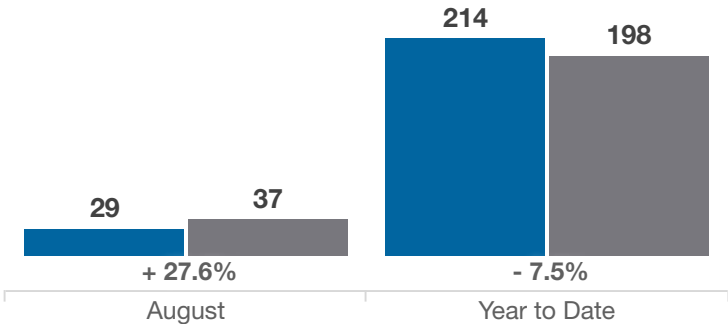
Closed Sales

■ 2024 ■ 2025



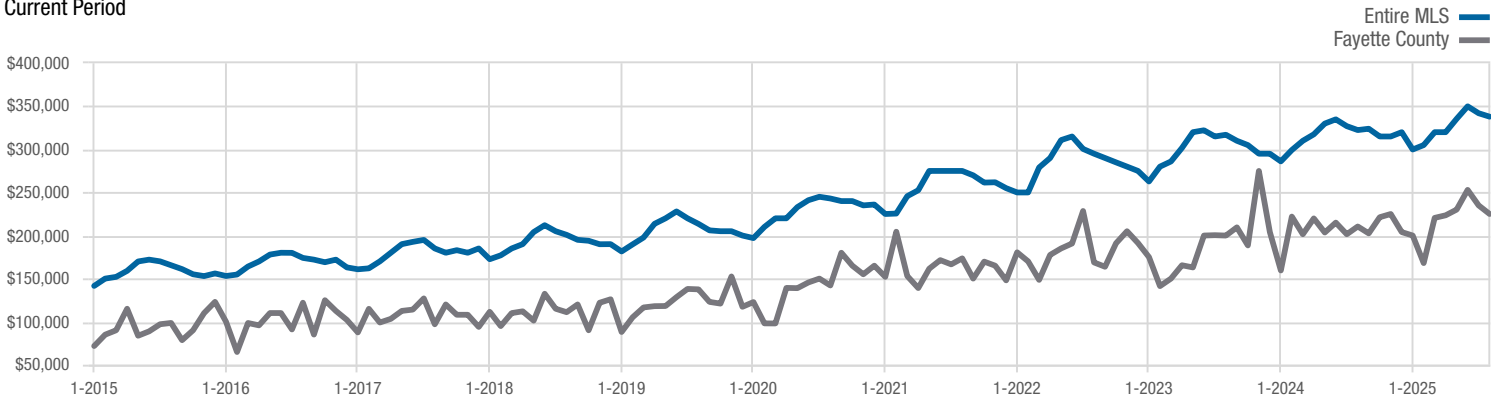
In Contracts

■ 2024 ■ 2025



Median Sales Price

Current Period



Each data point represents the median sales price in a given month.

Local Market Update – August 2025

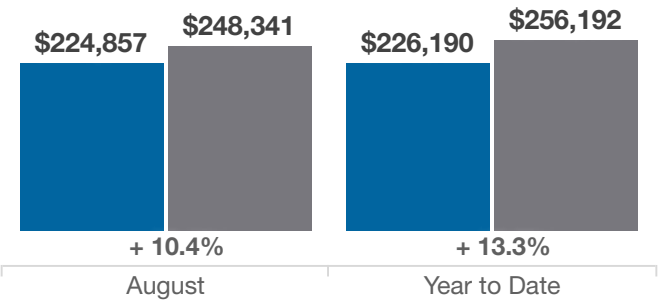
A RESEARCH TOOL PROVIDED BY THE COLUMBUS REALTORS®
BASED ON RESIDENTIAL LISTING DATA ONLY



Fayette County

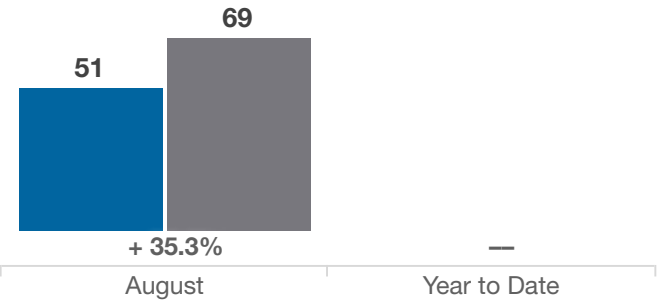
Average Sales Price

2024 2025



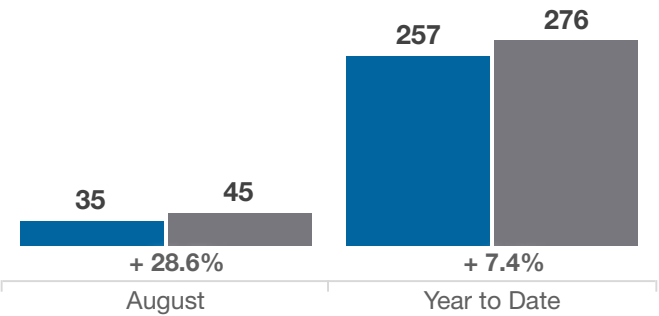
Inventory of Homes for Sale

2024 2025



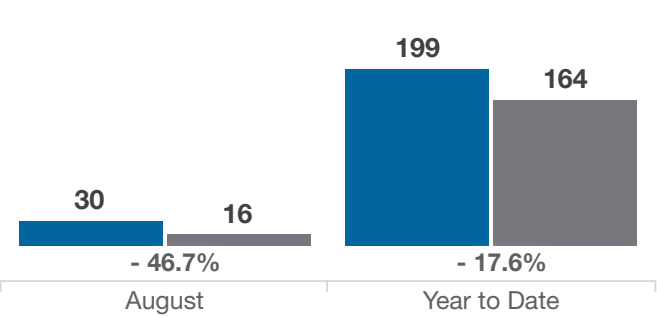
New Listings

2024 2025



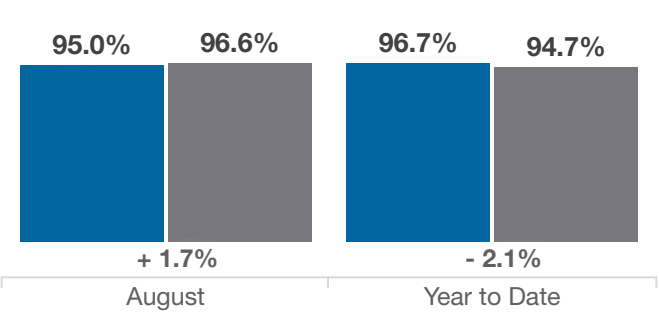
Single Family Sales

2024 2025



Pct. Of Orig. List Price Received

2024 2025



Condo Sales

2024 2025

