

# Local Market Update – August 2025

A RESEARCH TOOL PROVIDED BY THE COLUMBUS REALTORS®  
BASED ON RESIDENTIAL LISTING DATA ONLY



## Whitehall (Corp.)

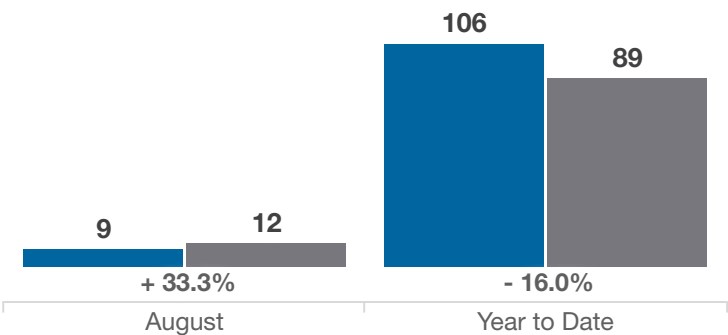
Franklin County

Key Metrics	August			Year to Date		
	2024	2025	% Change	Thru 8-2024	Thru 8-2025	% Change
Closed Sales	9	12	+ 33.3%	106	89	- 16.0%
In Contracts	10	11	+ 10.0%	110	94	- 14.5%
Average Sales Price*	\$225,500	\$221,567	- 1.7%	\$204,506	\$219,584	+ 7.4%
Median Sales Price*	\$206,750	\$223,000	+ 7.9%	\$200,000	\$212,000	+ 6.0%
Average Price Per Square Foot*	\$159.44	\$169.67	+ 6.4%	\$168.38	\$173.93	+ 3.3%
Percent of Original List Price Received*	103.9%	101.3%	- 2.5%	98.7%	98.5%	- 0.2%
Percent of Last List Price Received*	103.8%	101.3%	- 2.4%	99.8%	99.5%	- 0.3%
Days on Market Until Sale	8	8	0.0%	20	24	+ 20.0%
New Listings	16	18	+ 12.5%	124	104	- 16.1%
Median List Price of New Listings	\$193,500	\$195,150	+ 0.9%	\$207,000	\$212,500	+ 2.7%
Median List Price at Time of Sale	\$209,350	\$219,950	+ 5.1%	\$209,900	\$215,000	+ 2.4%
Inventory of Homes for Sale	14	21	+ 50.0%	—	—	—
Months Supply of Inventory	1.1	1.9	+ 72.7%	—	—	—

\* Does not account for sale concessions and/or downpayment assistance. | Percent changes are calculated using rounded figures and can sometimes look extreme due to small sample size.

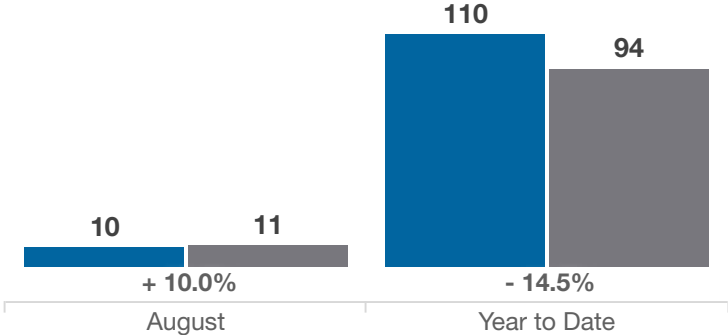
### Closed Sales

■ 2024 ■ 2025



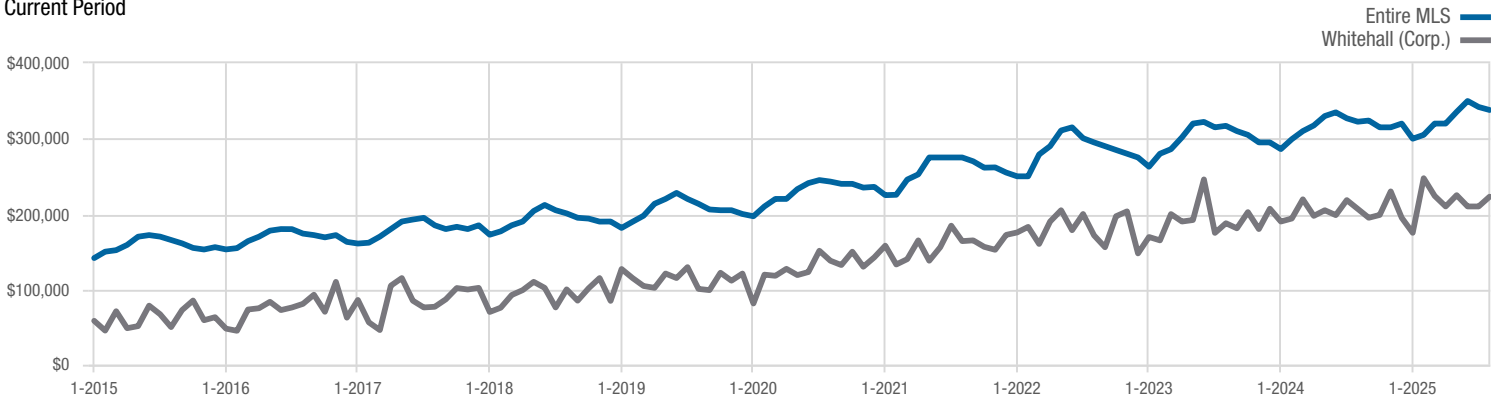
### In Contracts

■ 2024 ■ 2025



### Median Sales Price

Current Period



Each data point represents the median sales price in a given month.

# Local Market Update – August 2025

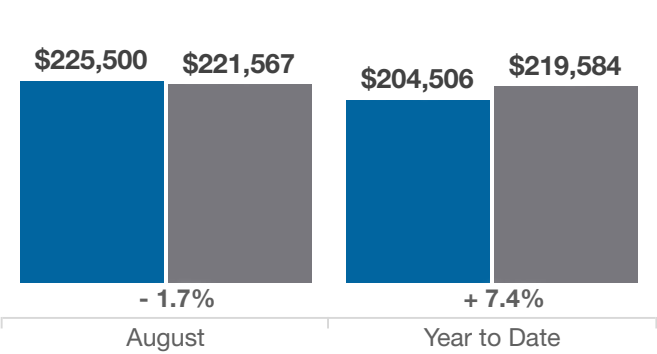
A RESEARCH TOOL PROVIDED BY THE COLUMBUS REALTORS®  
BASED ON RESIDENTIAL LISTING DATA ONLY



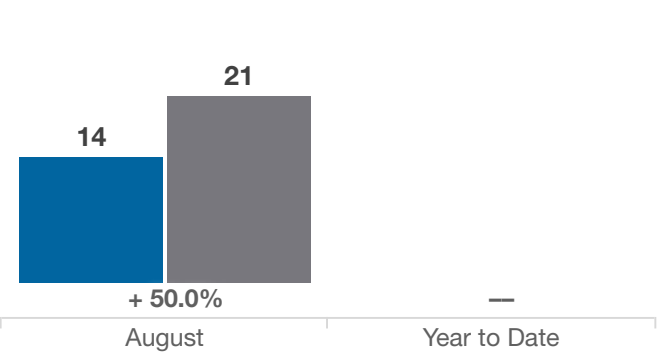
## Whitehall (Corp.)

Franklin County

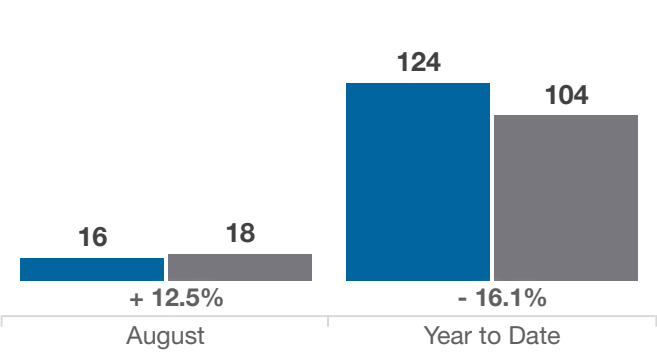
Average Sales Price



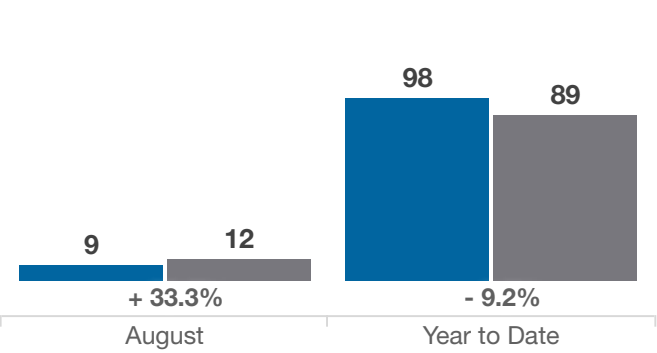
Inventory of Homes for Sale



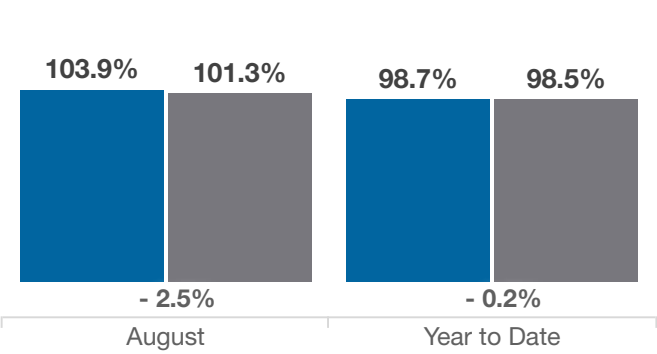
New Listings



Single Family Sales



Pct. Of Orig. List Price Received



Condo Sales

