

Local Market Update – November 2025

A RESEARCH TOOL PROVIDED BY THE COLUMBUS REALTORS®
BASED ON RESIDENTIAL LISTING DATA ONLY



Beechwold / Clintonville

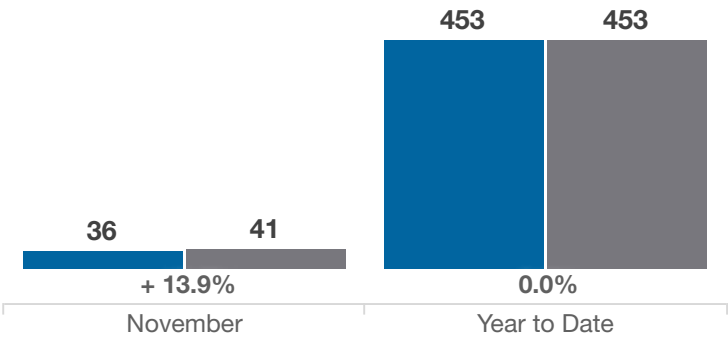
Franklin County (43214, 43202)

Key Metrics	November			Year to Date		
	2024	2025	% Change	Thru 11-2024	Thru 11-2025	% Change
Closed Sales	36	41	+ 13.9%	453	453	0.0%
In Contracts	35	22	- 37.1%	470	469	- 0.2%
Average Sales Price*	\$423,229	\$407,356	- 3.8%	\$419,619	\$437,619	+ 4.3%
Median Sales Price*	\$424,750	\$380,000	- 10.5%	\$400,000	\$412,750	+ 3.2%
Average Price Per Square Foot*	\$295.04	\$295.40	+ 0.1%	\$292.59	\$298.91	+ 2.2%
Percent of Original List Price Received*	98.0%	95.9%	- 2.1%	100.9%	99.0%	- 1.9%
Percent of Last List Price Received*	100.0%	98.3%	- 1.7%	101.8%	100.5%	- 1.3%
Days on Market Until Sale	23	27	+ 17.4%	14	22	+ 57.1%
New Listings	31	24	- 22.6%	533	540	+ 1.3%
Median List Price of New Listings	\$399,000	\$397,000	- 0.5%	\$395,000	\$409,900	+ 3.8%
Median List Price at Time of Sale	\$417,000	\$389,500	- 6.6%	\$399,450	\$400,000	+ 0.1%
Inventory of Homes for Sale	38	54	+ 42.1%	—	—	—
Months Supply of Inventory	0.9	1.3	+ 44.4%	—	—	—

* Does not account for sale concessions and/or downpayment assistance. | Percent changes are calculated using rounded figures and can sometimes look extreme due to small sample size.

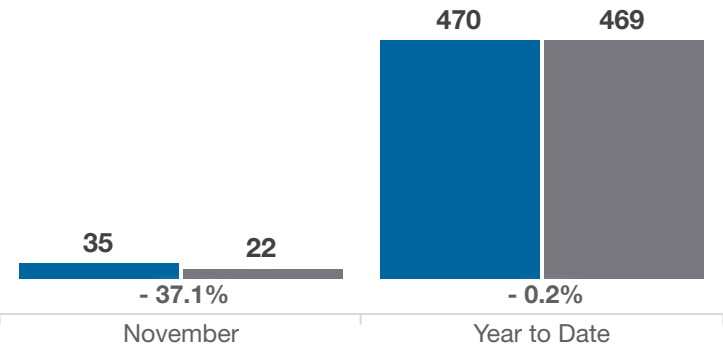
Closed Sales

■ 2024 ■ 2025



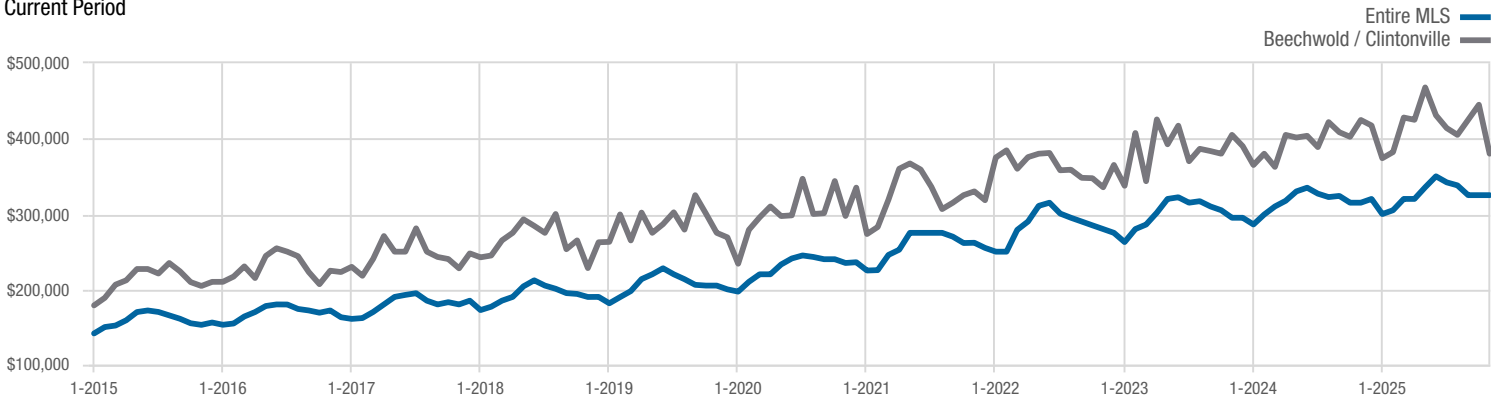
In Contracts

■ 2024 ■ 2025



Median Sales Price

Current Period



Each data point represents the median sales price in a given month.

Local Market Update – November 2025

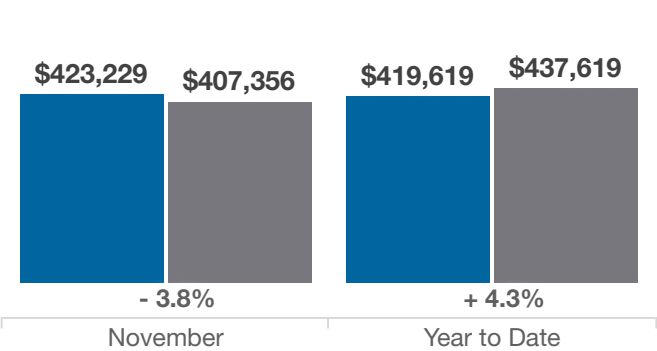
A RESEARCH TOOL PROVIDED BY THE COLUMBUS REALTORS®
BASED ON RESIDENTIAL LISTING DATA ONLY



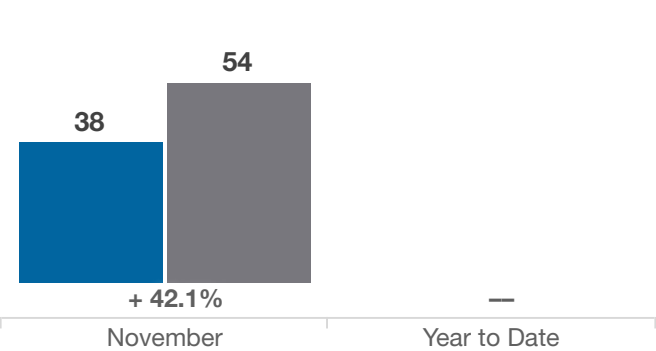
Beechwold / Clintonville

Franklin County (43214, 43202)

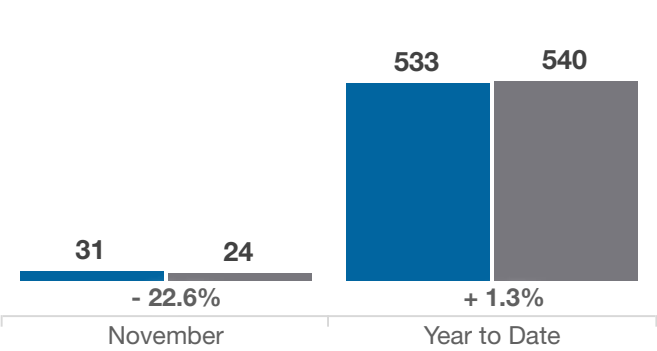
Average Sales Price



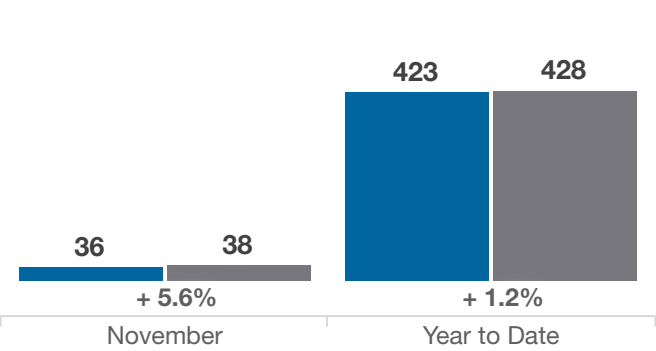
Inventory of Homes for Sale



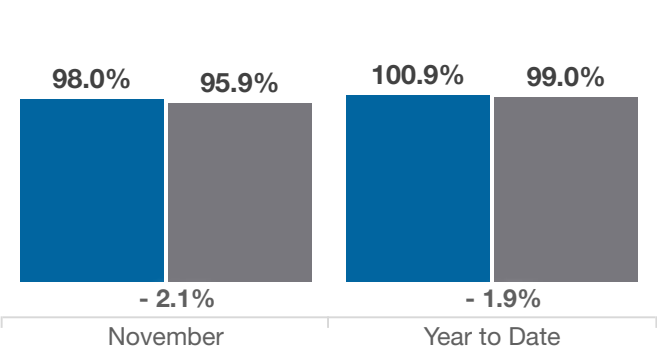
New Listings



Single Family Sales



Pct. Of Orig. List Price Received



Condo Sales

