

# Local Market Update – November 2025

A RESEARCH TOOL PROVIDED BY THE COLUMBUS REALTORS®  
BASED ON RESIDENTIAL LISTING DATA ONLY



## Washington Court House City School District

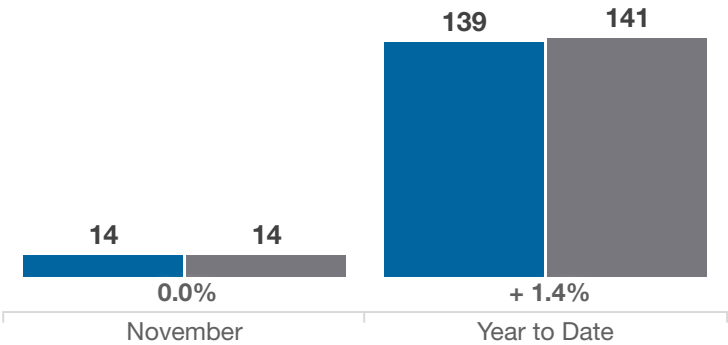
Fayette County

Key Metrics	November			Year to Date		
	2024	2025	% Change	Thru 11-2024	Thru 11-2025	% Change
Closed Sales	14	14	0.0%	139	141	+ 1.4%
In Contracts	8	19	+ 137.5%	145	154	+ 6.2%
Average Sales Price*	\$212,607	\$205,439	- 3.4%	\$208,890	\$215,890	+ 3.4%
Median Sales Price*	\$180,750	\$201,950	+ 11.7%	\$189,900	\$215,000	+ 13.2%
Average Price Per Square Foot*	\$143.44	\$153.80	+ 7.2%	\$153.07	\$150.65	- 1.6%
Percent of Original List Price Received*	97.0%	93.5%	- 3.6%	96.4%	95.2%	- 1.2%
Percent of Last List Price Received*	98.9%	96.6%	- 2.3%	98.9%	98.6%	- 0.3%
Days on Market Until Sale	29	28	- 3.4%	26	36	+ 38.5%
New Listings	3	9	+ 200.0%	170	198	+ 16.5%
Median List Price of New Listings	\$172,500	\$209,900	+ 21.7%	\$189,900	\$209,800	+ 10.5%
Median List Price at Time of Sale	\$181,750	\$204,950	+ 12.8%	\$189,900	\$215,000	+ 13.2%
Inventory of Homes for Sale	17	32	+ 88.2%	—	—	—
Months Supply of Inventory	1.4	2.4	+ 71.4%	—	—	—

\* Does not account for sale concessions and/or downpayment assistance. | Percent changes are calculated using rounded figures and can sometimes look extreme due to small sample size.

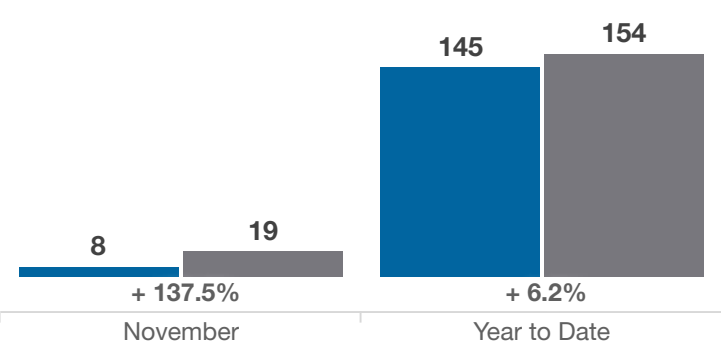
### Closed Sales

■ 2024 ■ 2025



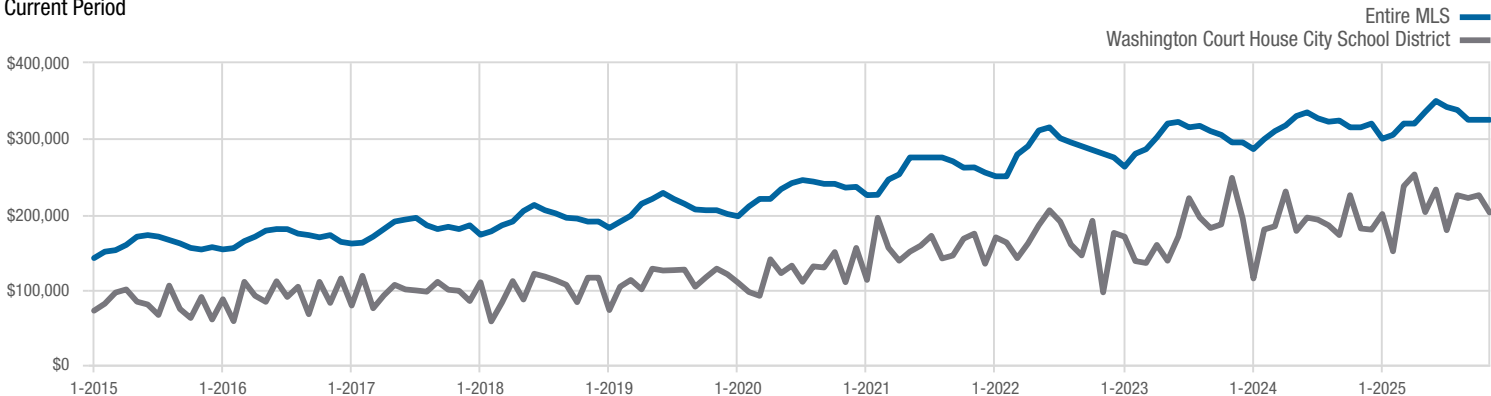
### In Contracts

■ 2024 ■ 2025



### Median Sales Price

Current Period



Each data point represents the median sales price in a given month.

# Local Market Update – November 2025

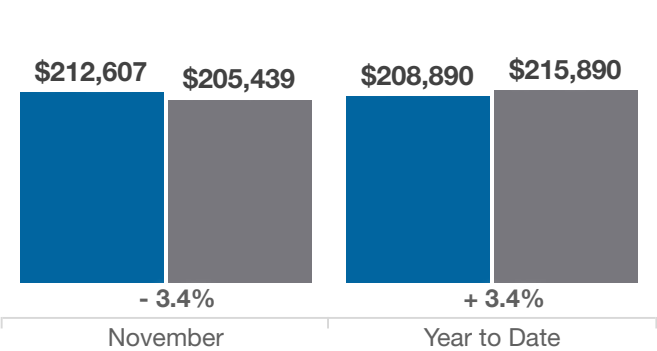
A RESEARCH TOOL PROVIDED BY THE COLUMBUS REALTORS®  
BASED ON RESIDENTIAL LISTING DATA ONLY



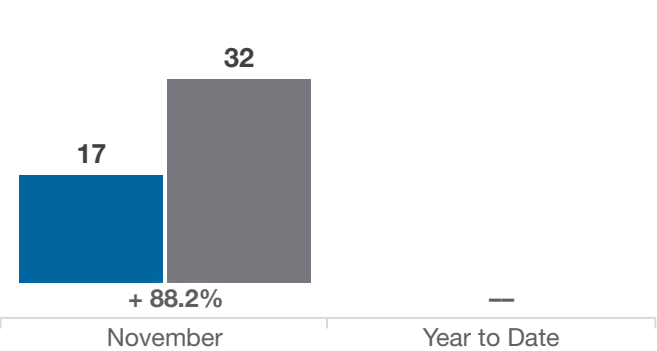
## Washington Court House City School District

Fayette County

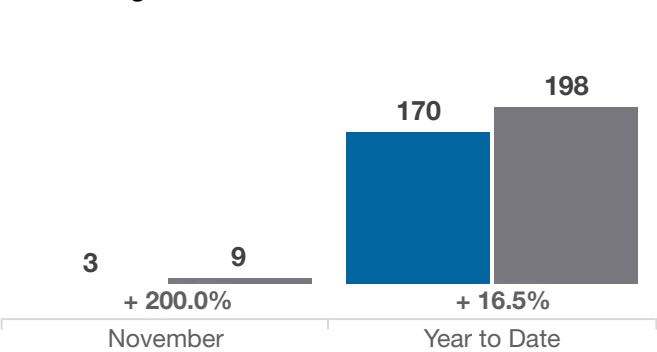
Average Sales Price



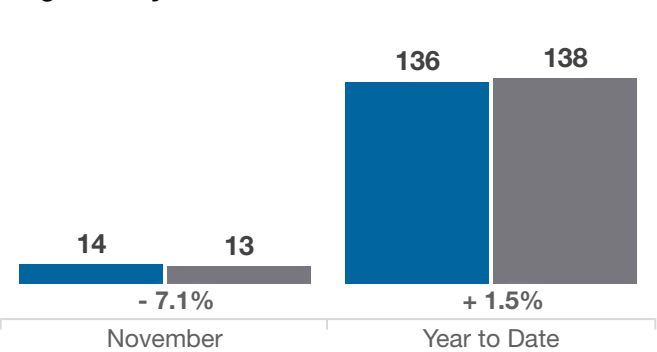
Inventory of Homes for Sale



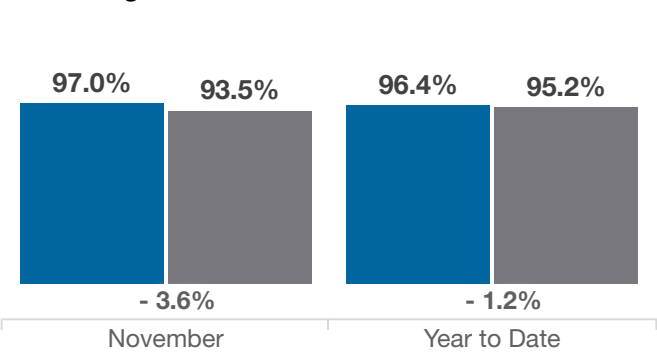
New Listings



Single Family Sales



Pct. Of Orig. List Price Received



Condo Sales

