

Local Market Update – November 2025

A RESEARCH TOOL PROVIDED BY THE COLUMBUS REALTORS®
BASED ON RESIDENTIAL LISTING DATA ONLY



Whitehall (Corp.)

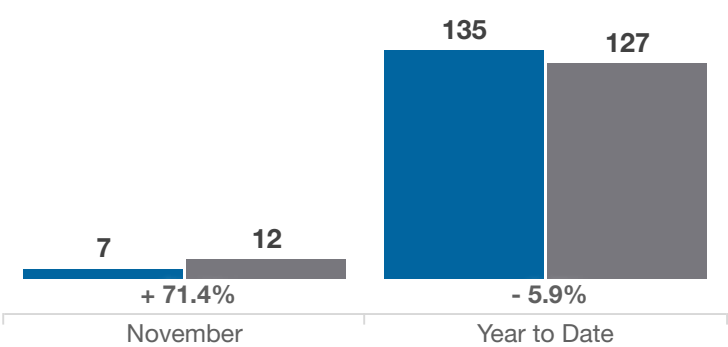
Franklin County

Key Metrics	November			Year to Date		
	2024	2025	% Change	Thru 11-2024	Thru 11-2025	% Change
Closed Sales	7	12	+ 71.4%	135	127	- 5.9%
In Contracts	15	8	- 46.7%	142	126	- 11.3%
Average Sales Price*	\$219,843	\$219,758	- 0.0%	\$203,831	\$216,170	+ 6.1%
Median Sales Price*	\$230,000	\$202,250	- 12.1%	\$202,750	\$210,000	+ 3.6%
Average Price Per Square Foot*	\$168.68	\$185.15	+ 9.8%	\$168.03	\$175.68	+ 4.6%
Percent of Original List Price Received*	94.1%	97.3%	+ 3.4%	97.4%	98.3%	+ 0.9%
Percent of Last List Price Received*	98.5%	98.6%	+ 0.1%	99.3%	99.3%	0.0%
Days on Market Until Sale	27	29	+ 7.4%	20	24	+ 20.0%
New Listings	15	11	- 26.7%	165	141	- 14.5%
Median List Price of New Listings	\$214,900	\$200,000	- 6.9%	\$209,900	\$210,000	+ 0.0%
Median List Price at Time of Sale	\$225,000	\$204,950	- 8.9%	\$209,900	\$210,000	+ 0.0%
Inventory of Homes for Sale	19	18	- 5.3%	—	—	—
Months Supply of Inventory	1.5	1.6	+ 6.7%	—	—	—

* Does not account for sale concessions and/or downpayment assistance. | Percent changes are calculated using rounded figures and can sometimes look extreme due to small sample size.

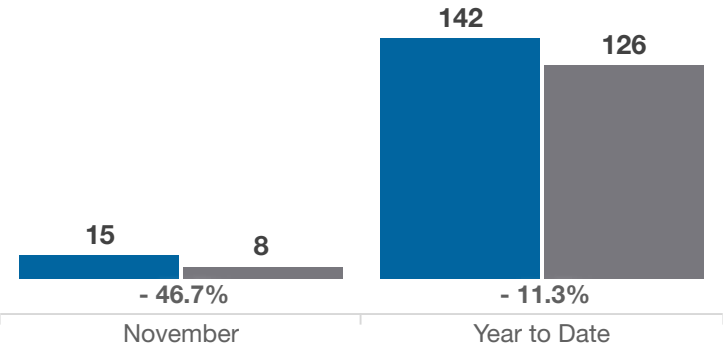
Closed Sales

■ 2024 ■ 2025



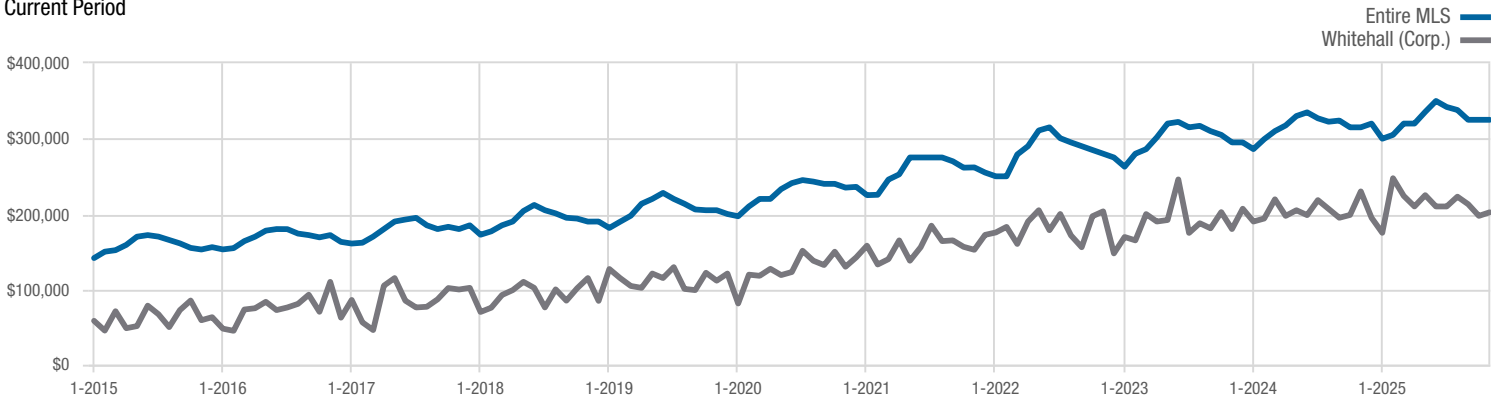
In Contracts

■ 2024 ■ 2025



Median Sales Price

Current Period



Each data point represents the median sales price in a given month.

Local Market Update – November 2025

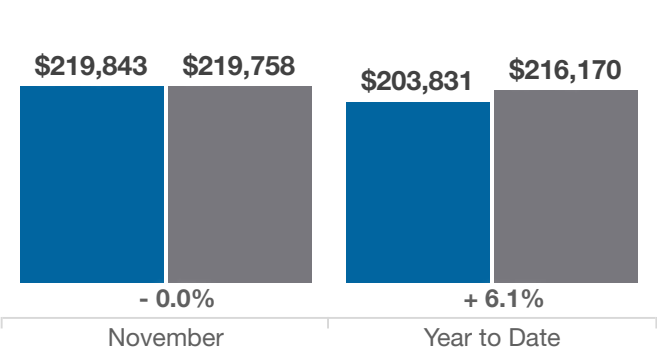
A RESEARCH TOOL PROVIDED BY THE COLUMBUS REALTORS®
BASED ON RESIDENTIAL LISTING DATA ONLY



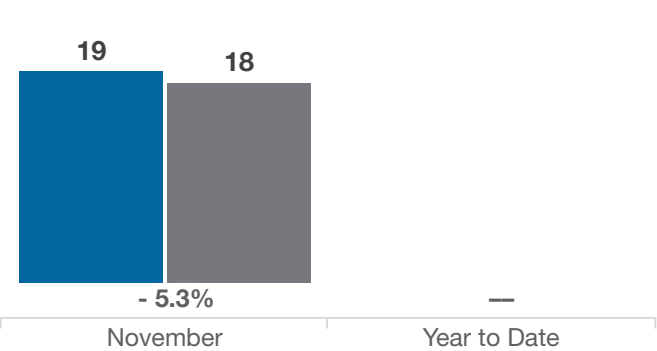
Whitehall (Corp.)

Franklin County

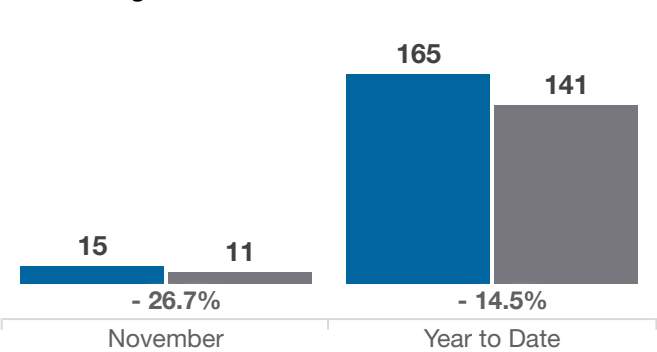
Average Sales Price



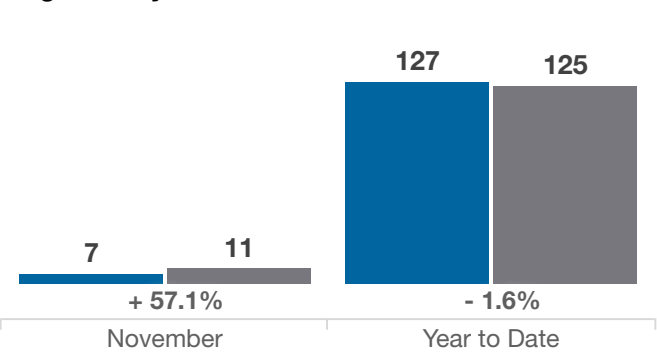
Inventory of Homes for Sale



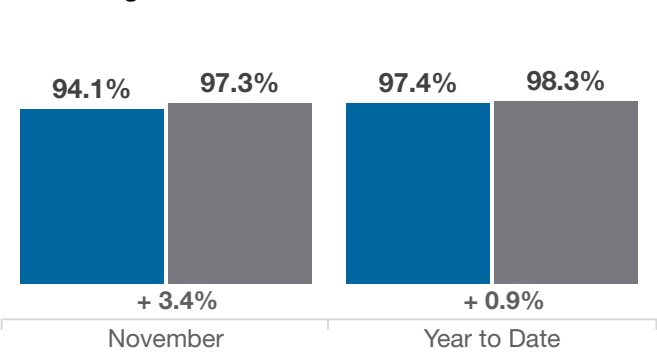
New Listings



Single Family Sales



Pct. Of Orig. List Price Received



Condo Sales

