

Local Market Update – December 2025

A RESEARCH TOOL PROVIDED BY THE COLUMBUS REALTORS®
BASED ON RESIDENTIAL LISTING DATA ONLY



Beechwold / Clintonville

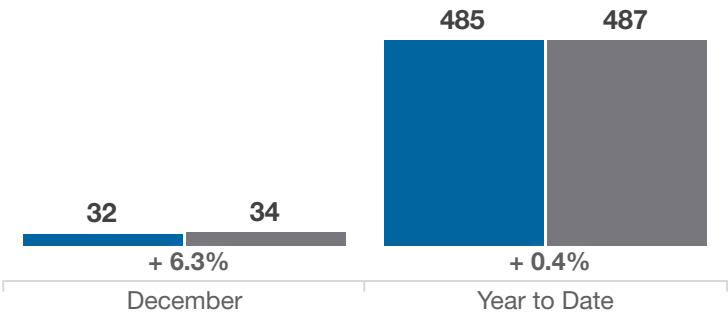
Franklin County (43214, 43202)

Key Metrics	December			Year to Date		
	2024	2025	% Change	Thru 12-2024	Thru 12-2025	% Change
Closed Sales	32	34	+ 6.3%	485	487	+ 0.4%
In Contracts	24	26	+ 8.3%	491	495	+ 0.8%
Average Sales Price*	\$464,794	\$386,879	- 16.8%	\$422,606	\$434,061	+ 2.7%
Median Sales Price*	\$417,450	\$370,000	- 11.4%	\$400,000	\$410,000	+ 2.5%
Average Price Per Square Foot*	\$316.29	\$266.85	- 15.6%	\$294.15	\$296.66	+ 0.9%
Percent of Original List Price Received*	99.3%	92.9%	- 6.4%	100.8%	98.6%	- 2.2%
Percent of Last List Price Received*	100.6%	96.3%	- 4.3%	101.8%	100.2%	- 1.6%
Days on Market Until Sale	20	43	+ 115.0%	14	23	+ 64.3%
New Listings	20	16	- 20.0%	553	556	+ 0.5%
Median List Price of New Listings	\$387,450	\$387,450	0.0%	\$395,000	\$407,000	+ 3.0%
Median List Price at Time of Sale	\$409,950	\$375,000	- 8.5%	\$399,900	\$400,000	+ 0.0%
Inventory of Homes for Sale	32	30	- 6.3%	—	—	—
Months Supply of Inventory	0.8	0.7	- 12.5%	—	—	—

* Does not account for sale concessions and/or downpayment assistance. | Percent changes are calculated using rounded figures and can sometimes look extreme due to small sample size.

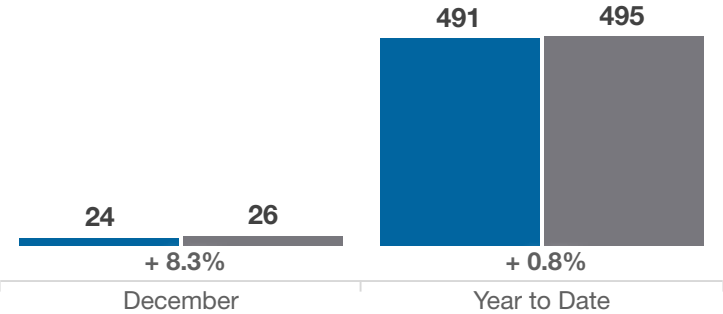
Closed Sales

■ 2024 ■ 2025



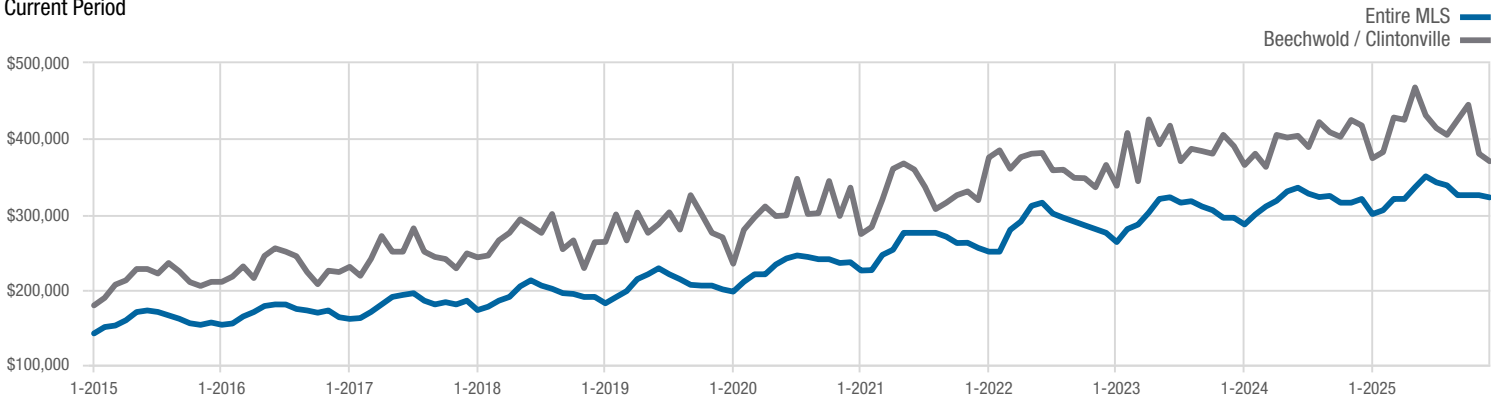
In Contracts

■ 2024 ■ 2025



Median Sales Price

Current Period



Each data point represents the median sales price in a given month.

Local Market Update – December 2025

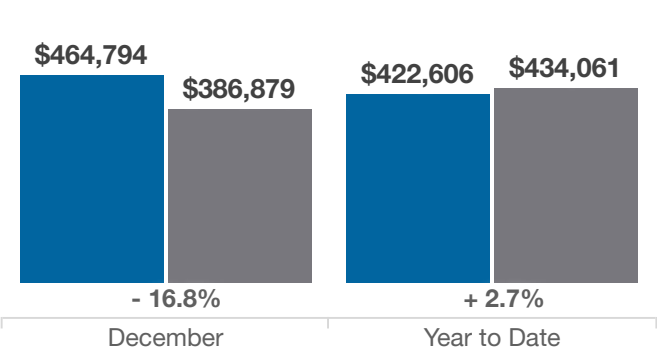
A RESEARCH TOOL PROVIDED BY THE COLUMBUS REALTORS®
BASED ON RESIDENTIAL LISTING DATA ONLY



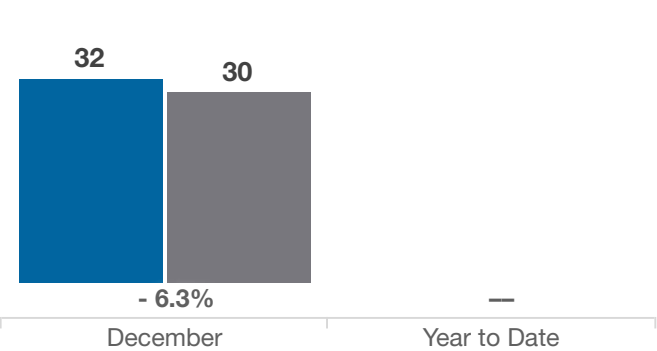
Beechwold / Clintonville

Franklin County (43214, 43202)

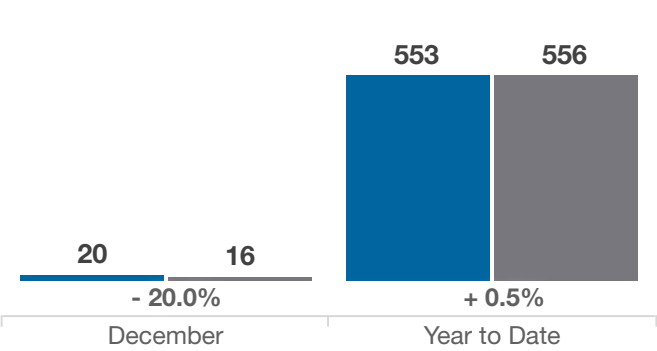
Average Sales Price



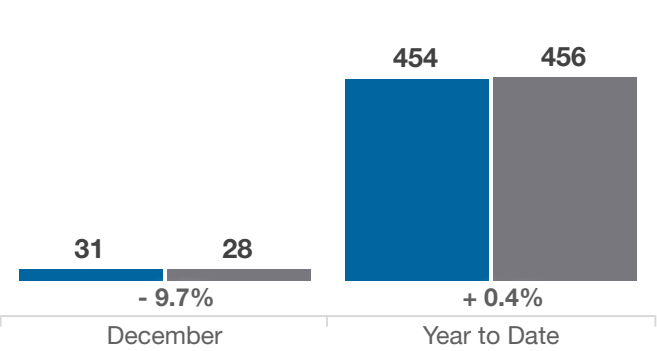
Inventory of Homes for Sale



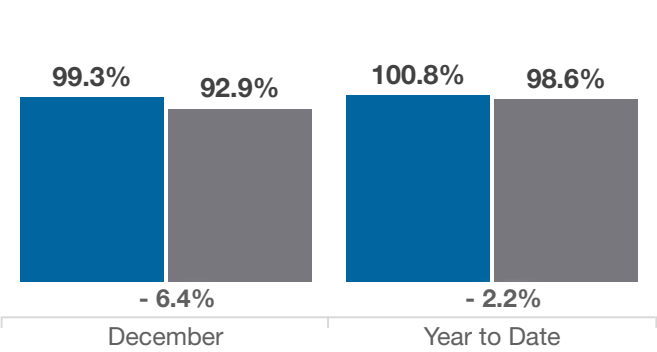
New Listings



Single Family Sales



Pct. Of Orig. List Price Received



Condo Sales

