

# Local Market Update – December 2025

A RESEARCH TOOL PROVIDED BY THE COLUMBUS REALTORS®  
BASED ON RESIDENTIAL LISTING DATA ONLY



## Fairfield County

Key Metrics	December			Year to Date		
	2024	2025	% Change	Thru 12-2024	Thru 12-2025	% Change
Closed Sales	156	173	+ 10.9%	1,976	1,986	+ 0.5%
In Contracts	131	131	0.0%	1,997	2,001	+ 0.2%
Average Sales Price*	\$350,172	\$360,822	+ 3.0%	\$360,441	\$362,992	+ 0.7%
Median Sales Price*	\$336,000	\$349,950	+ 4.2%	\$336,500	\$348,500	+ 3.6%
Average Price Per Square Foot*	\$189.44	\$189.58	+ 0.1%	\$188.49	\$195.10	+ 3.5%
Percent of Original List Price Received*	96.1%	96.1%	0.0%	97.5%	97.5%	0.0%
Percent of Last List Price Received*	98.3%	98.5%	+ 0.2%	99.4%	99.3%	- 0.1%
Days on Market Until Sale	34	39	+ 14.7%	29	30	+ 3.4%
New Listings	88	100	+ 13.6%	2,264	2,399	+ 6.0%
Median List Price of New Listings	\$339,950	\$343,250	+ 1.0%	\$339,900	\$357,000	+ 5.0%
Median List Price at Time of Sale	\$339,900	\$350,000	+ 3.0%	\$336,500	\$349,000	+ 3.7%
Inventory of Homes for Sale	206	245	+ 18.9%	—	—	—
Months Supply of Inventory	1.2	1.5	+ 25.0%	—	—	—

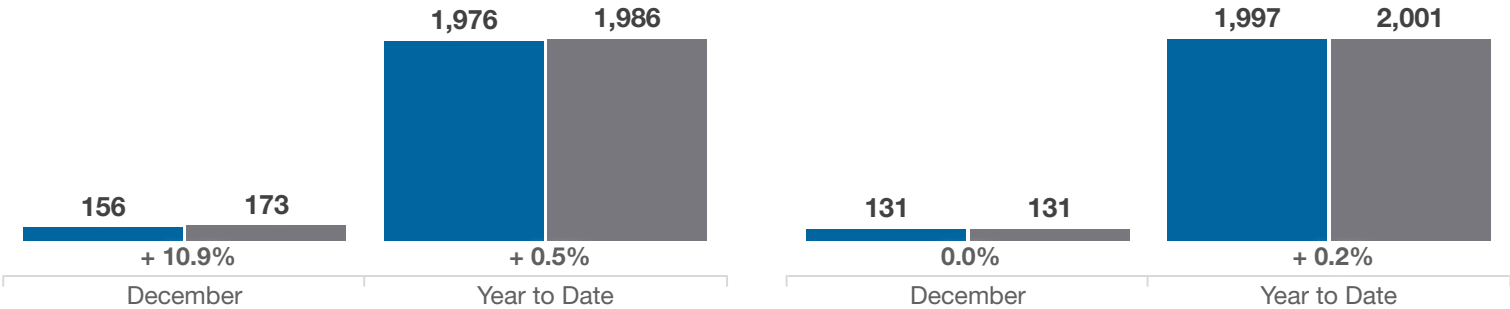
\* Does not account for sale concessions and/or downpayment assistance. | Percent changes are calculated using rounded figures and can sometimes look extreme due to small sample size.

### Closed Sales

■ 2024 ■ 2025

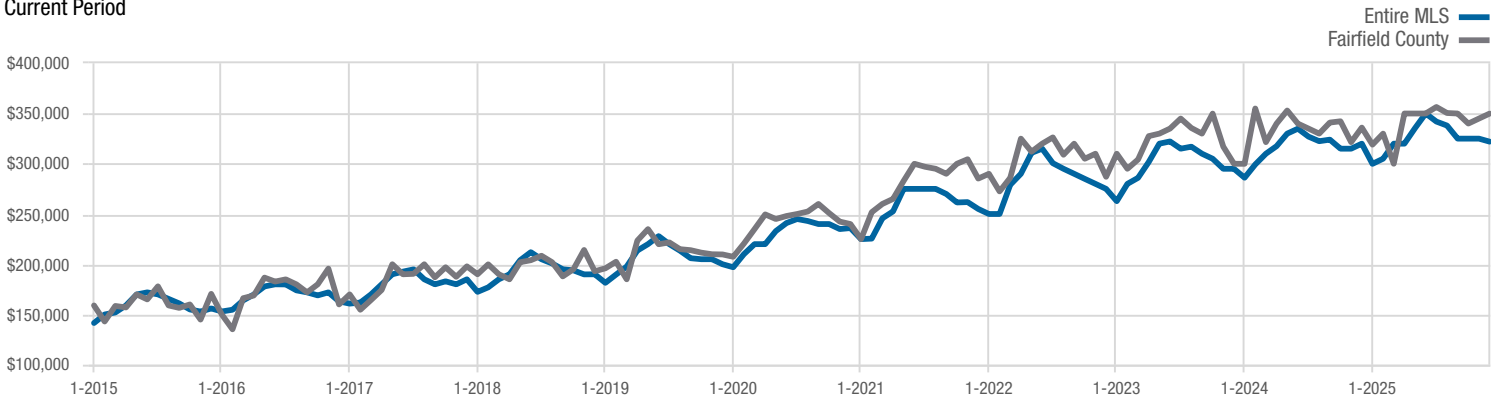
### In Contracts

■ 2024 ■ 2025



### Median Sales Price

Current Period



Each data point represents the median sales price in a given month.

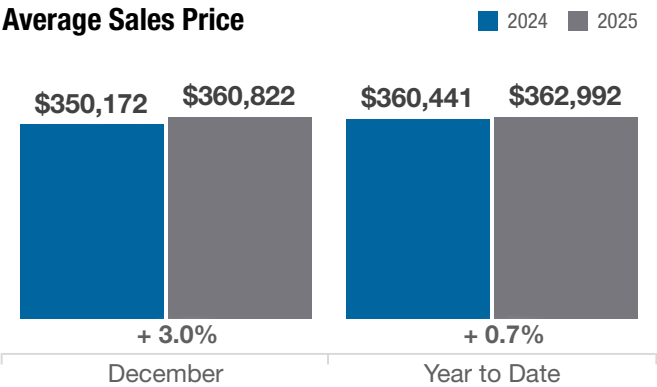
# Local Market Update – December 2025

A RESEARCH TOOL PROVIDED BY THE COLUMBUS REALTORS®  
BASED ON RESIDENTIAL LISTING DATA ONLY

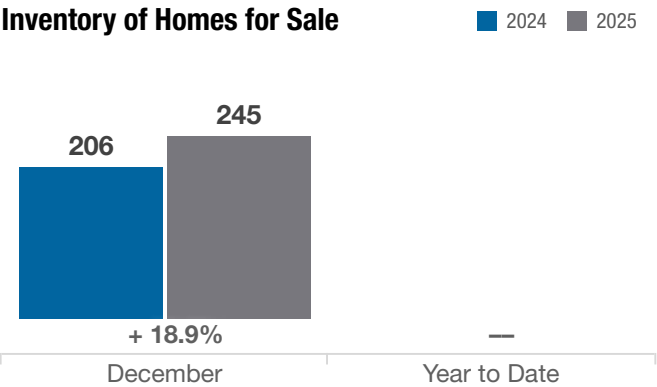


## Fairfield County

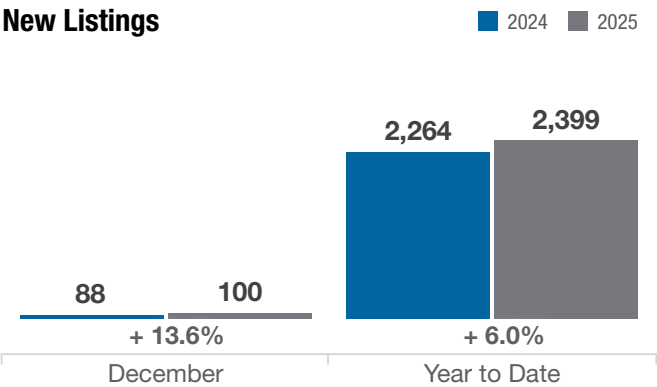
Average Sales Price



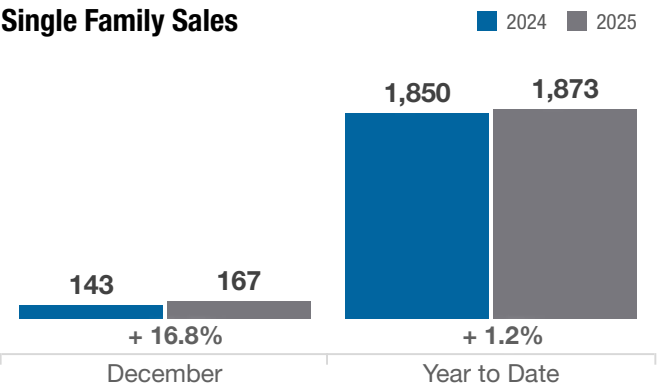
Inventory of Homes for Sale



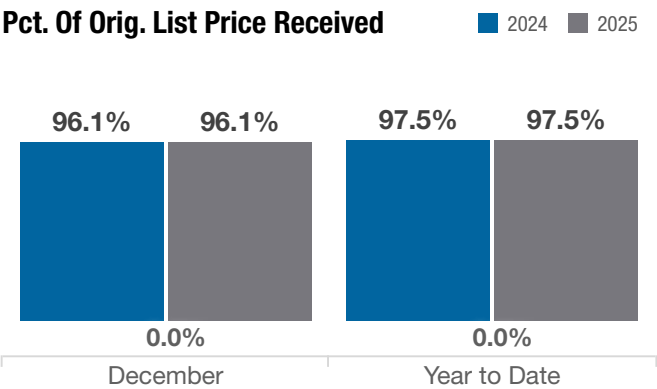
New Listings



Single Family Sales



Pct. Of Orig. List Price Received



Condo Sales

