

Local Market Update – December 2025

A RESEARCH TOOL PROVIDED BY THE COLUMBUS REALTORS®
BASED ON RESIDENTIAL LISTING DATA ONLY



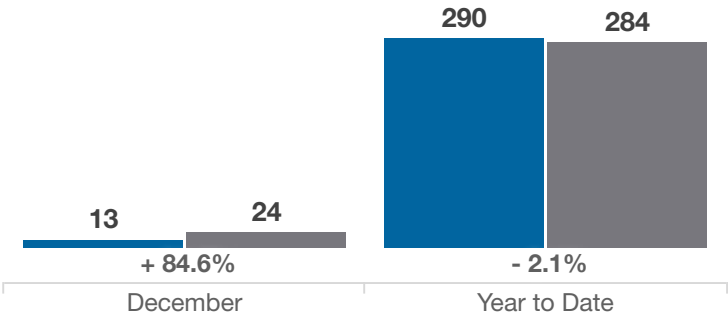
Fayette County

Key Metrics	December			Year to Date		
	2024	2025	% Change	Thru 12-2024	Thru 12-2025	% Change
Closed Sales	13	24	+ 84.6%	290	284	- 2.1%
In Contracts	15	20	+ 33.3%	291	297	+ 2.1%
Average Sales Price*	\$223,031	\$273,919	+ 22.8%	\$231,088	\$249,456	+ 7.9%
Median Sales Price*	\$204,000	\$215,000	+ 5.4%	\$211,000	\$225,000	+ 6.6%
Average Price Per Square Foot*	\$152.64	\$164.42	+ 7.7%	\$152.97	\$153.22	+ 0.2%
Percent of Original List Price Received*	94.3%	91.5%	- 3.0%	96.4%	94.2%	- 2.3%
Percent of Last List Price Received*	98.5%	96.6%	- 1.9%	98.8%	97.5%	- 1.3%
Days on Market Until Sale	32	49	+ 53.1%	29	35	+ 20.7%
New Listings	13	21	+ 61.5%	348	400	+ 14.9%
Median List Price of New Listings	\$222,500	\$199,999	- 10.1%	\$218,250	\$229,900	+ 5.3%
Median List Price at Time of Sale	\$199,900	\$220,000	+ 10.1%	\$214,950	\$229,900	+ 7.0%
Inventory of Homes for Sale	34	59	+ 73.5%	—	—	—
Months Supply of Inventory	1.4	2.4	+ 71.4%	—	—	—

* Does not account for sale concessions and/or downpayment assistance. | Percent changes are calculated using rounded figures and can sometimes look extreme due to small sample size.

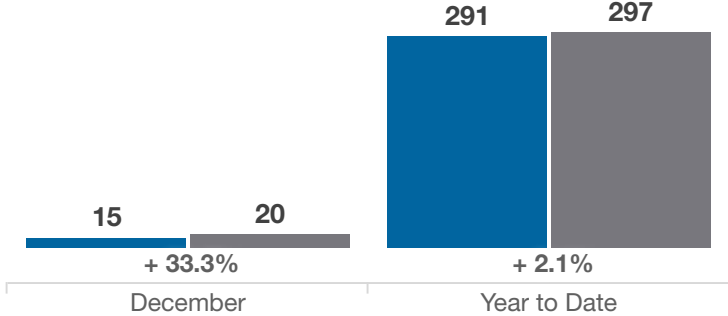
Closed Sales

■ 2024 ■ 2025



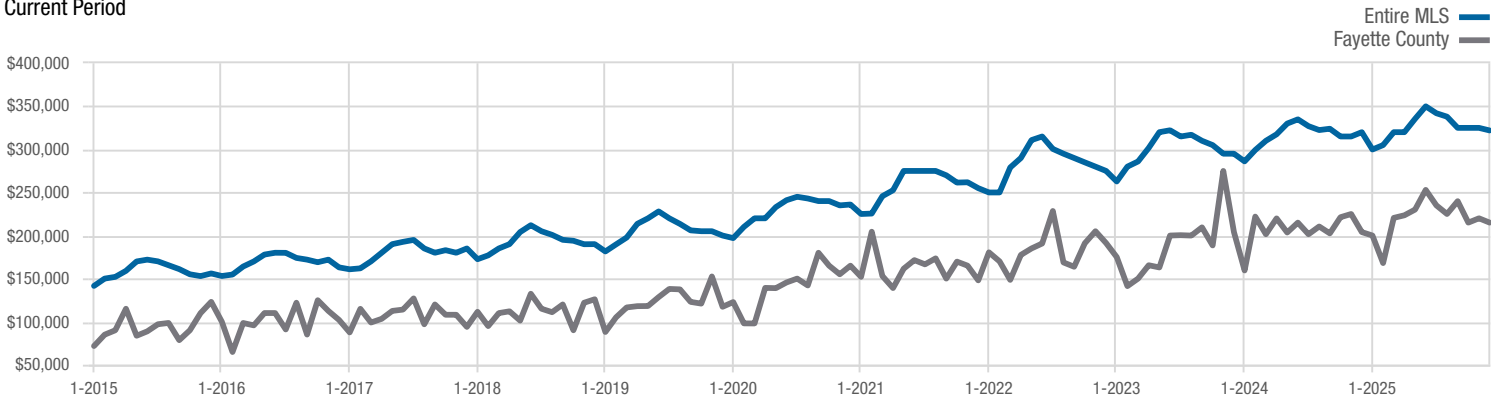
In Contracts

■ 2024 ■ 2025



Median Sales Price

Current Period



Each data point represents the median sales price in a given month.

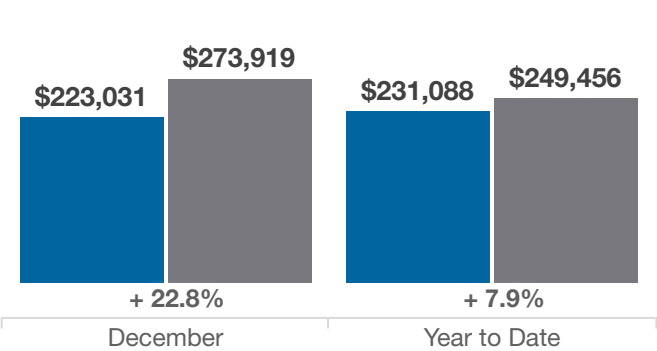
Local Market Update – December 2025

A RESEARCH TOOL PROVIDED BY THE COLUMBUS REALTORS®
BASED ON RESIDENTIAL LISTING DATA ONLY

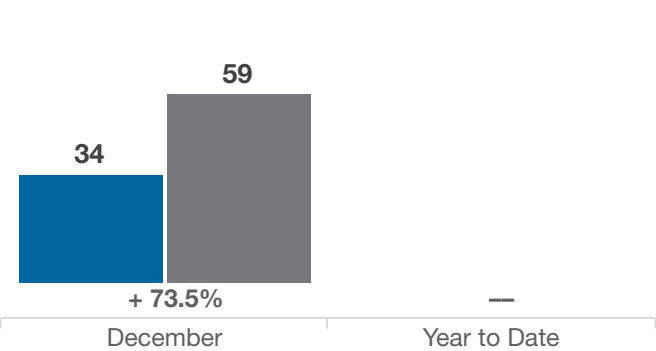


Fayette County

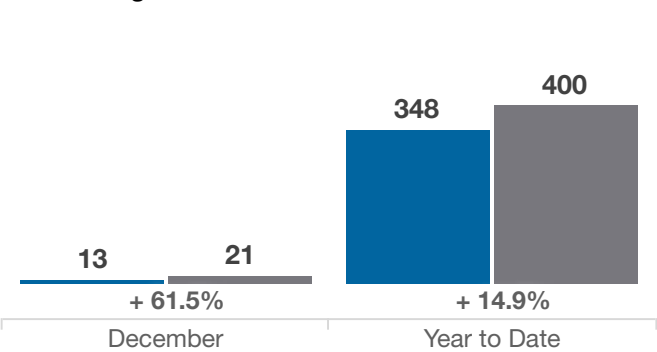
Average Sales Price



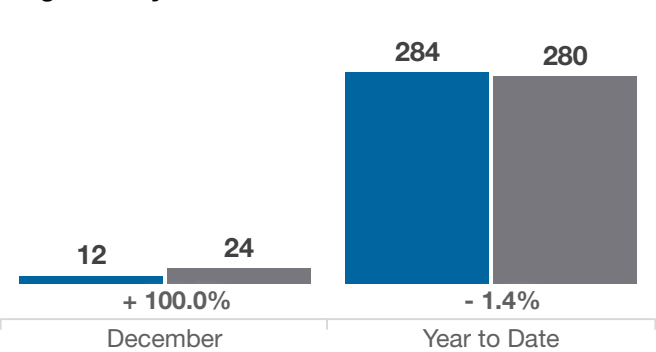
Inventory of Homes for Sale



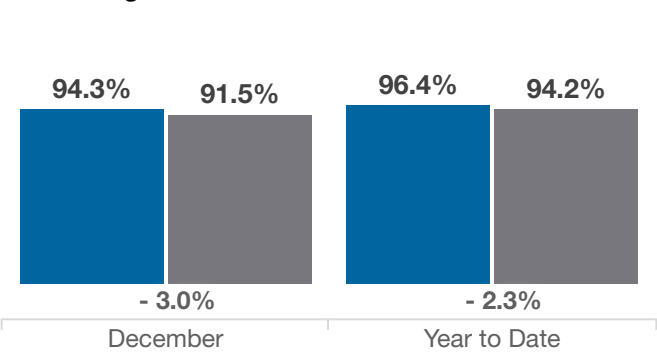
New Listings



Single Family Sales



Pct. Of Orig. List Price Received



Condo Sales

