

# Local Market Update – December 2025

A RESEARCH TOOL PROVIDED BY THE COLUMBUS REALTORS®  
BASED ON RESIDENTIAL LISTING DATA ONLY



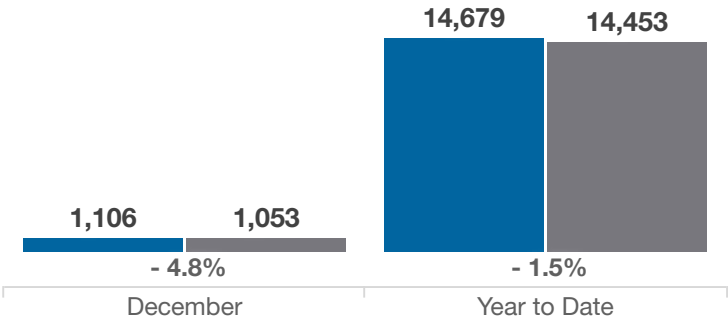
## Franklin County

Key Metrics	December			Year to Date		
	2024	2025	% Change	Thru 12-2024	Thru 12-2025	% Change
Closed Sales	1,106	1,053	- 4.8%	14,679	14,453	- 1.5%
In Contracts	944	785	- 16.8%	14,802	14,520	- 1.9%
Average Sales Price*	\$353,095	\$358,583	+ 1.6%	\$362,757	\$370,821	+ 2.2%
Median Sales Price*	\$305,750	\$310,000	+ 1.4%	\$314,000	\$319,900	+ 1.9%
Average Price Per Square Foot*	\$205.97	\$212.10	+ 3.0%	\$214.36	\$218.62	+ 2.0%
Percent of Original List Price Received*	96.7%	95.2%	- 1.6%	98.9%	97.7%	- 1.2%
Percent of Last List Price Received*	99.0%	97.9%	- 1.1%	100.2%	99.4%	- 0.8%
Days on Market Until Sale	33	40	+ 21.2%	24	29	+ 20.8%
New Listings	816	730	- 10.5%	17,422	17,991	+ 3.3%
Median List Price of New Listings	\$275,000	\$295,000	+ 7.3%	\$305,000	\$319,900	+ 4.9%
Median List Price at Time of Sale	\$307,500	\$315,900	+ 2.7%	\$310,000	\$319,900	+ 3.2%
Inventory of Homes for Sale	1,725	1,921	+ 11.4%	—	—	—
Months Supply of Inventory	1.4	1.6	+ 14.3%	—	—	—

\* Does not account for sale concessions and/or downpayment assistance. | Percent changes are calculated using rounded figures and can sometimes look extreme due to small sample size.

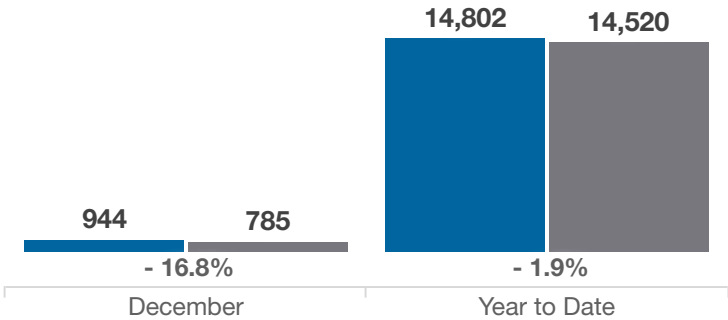
### Closed Sales

■ 2024 ■ 2025



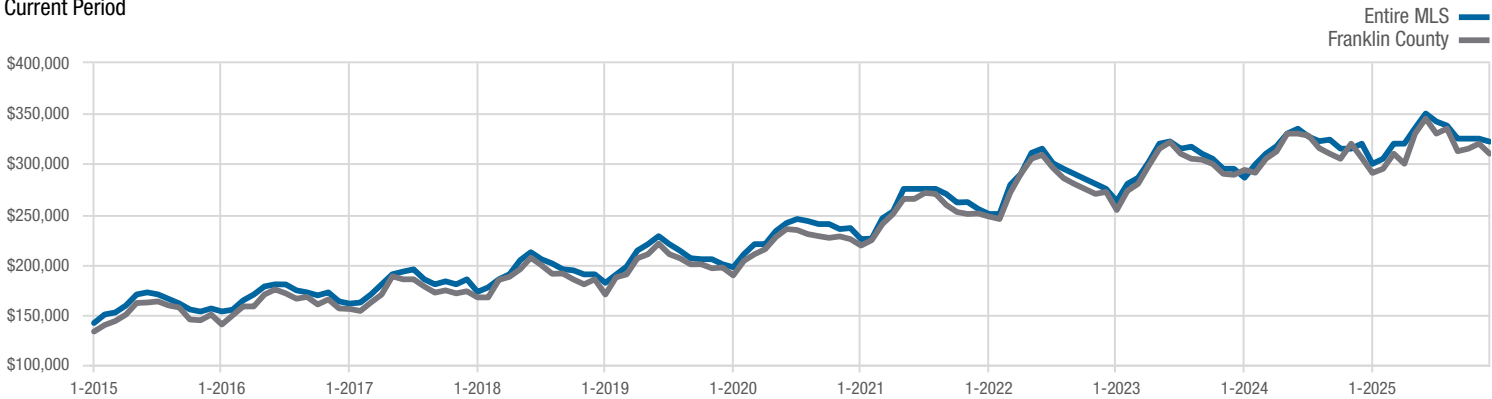
### In Contracts

■ 2024 ■ 2025



### Median Sales Price

Current Period



Each data point represents the median sales price in a given month.

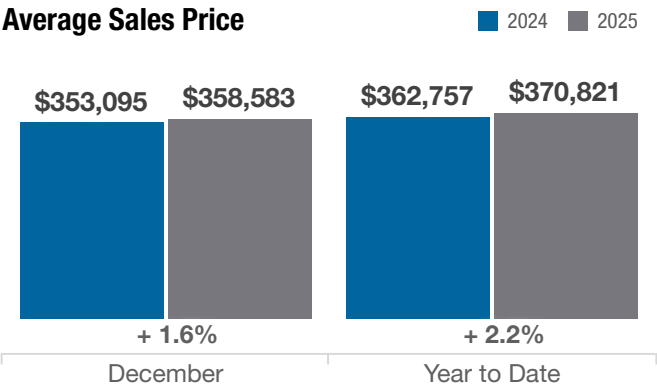
# Local Market Update – December 2025

A RESEARCH TOOL PROVIDED BY THE COLUMBUS REALTORS®  
BASED ON RESIDENTIAL LISTING DATA ONLY

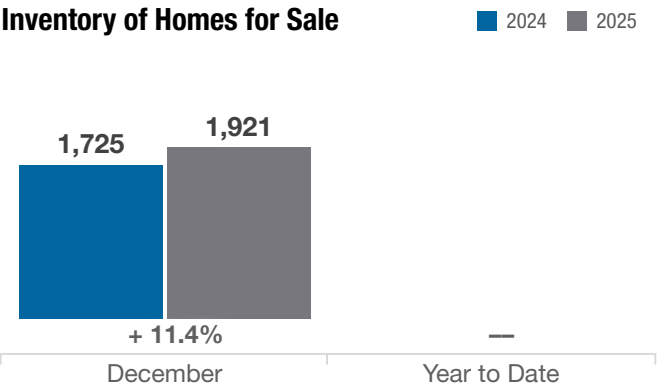


## Franklin County

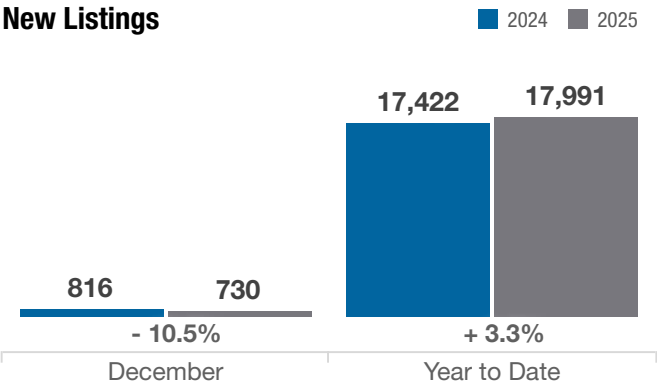
Average Sales Price



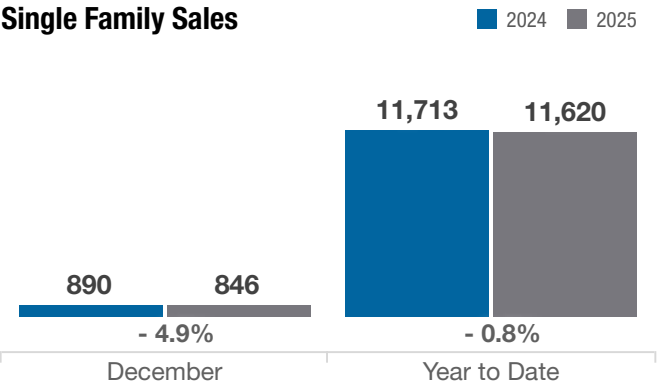
Inventory of Homes for Sale



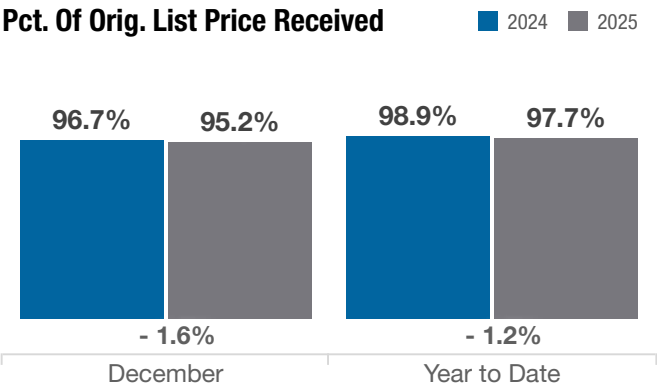
New Listings



Single Family Sales



Pct. Of Orig. List Price Received



Condo Sales

