

Local Market Update – December 2025

A RESEARCH TOOL PROVIDED BY THE COLUMBUS REALTORS®
BASED ON RESIDENTIAL LISTING DATA ONLY



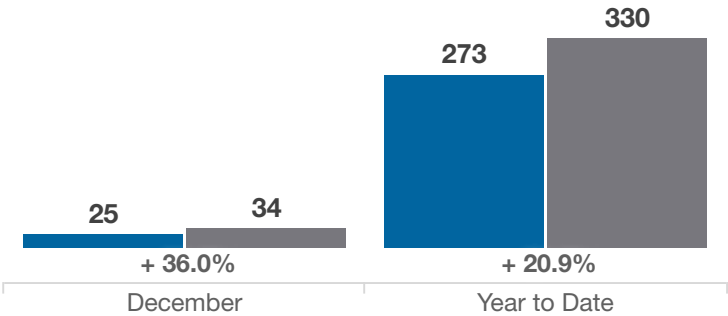
Logan County

Key Metrics	December			Year to Date		
	2024	2025	% Change	Thru 12-2024	Thru 12-2025	% Change
Closed Sales	25	34	+ 36.0%	273	330	+ 20.9%
In Contracts	27	19	- 29.6%	277	335	+ 20.9%
Average Sales Price*	\$274,564	\$290,596	+ 5.8%	\$297,184	\$324,604	+ 9.2%
Median Sales Price*	\$265,000	\$281,500	+ 6.2%	\$250,000	\$270,000	+ 8.0%
Average Price Per Square Foot*	\$179.72	\$178.08	- 0.9%	\$187.97	\$195.66	+ 4.1%
Percent of Original List Price Received*	95.2%	93.8%	- 1.5%	96.2%	95.7%	- 0.5%
Percent of Last List Price Received*	97.7%	97.0%	- 0.7%	98.2%	98.0%	- 0.2%
Days on Market Until Sale	31	56	+ 80.6%	34	40	+ 17.6%
New Listings	15	18	+ 20.0%	369	439	+ 19.0%
Median List Price of New Listings	\$234,500	\$279,900	+ 19.4%	\$259,900	\$284,900	+ 9.6%
Median List Price at Time of Sale	\$269,900	\$290,000	+ 7.4%	\$255,000	\$279,900	+ 9.8%
Inventory of Homes for Sale	51	66	+ 29.4%	—	—	—
Months Supply of Inventory	2.2	2.4	+ 9.1%	—	—	—

* Does not account for sale concessions and/or downpayment assistance. | Percent changes are calculated using rounded figures and can sometimes look extreme due to small sample size.

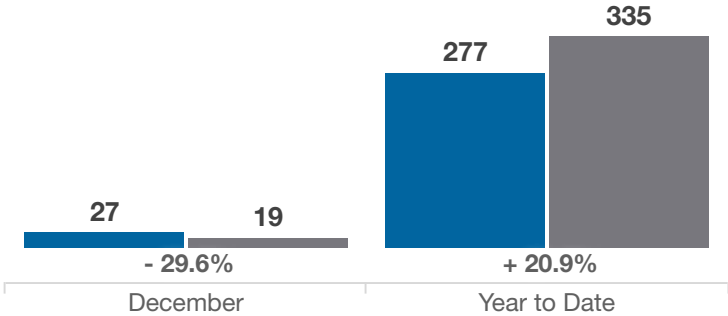
Closed Sales

■ 2024 ■ 2025



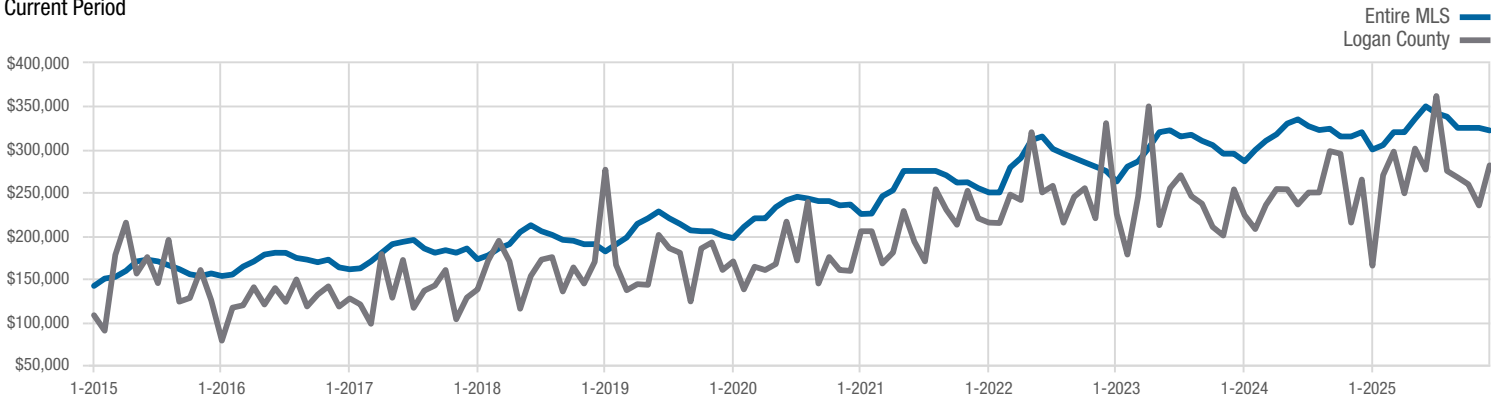
In Contracts

■ 2024 ■ 2025



Median Sales Price

Current Period



Each data point represents the median sales price in a given month.

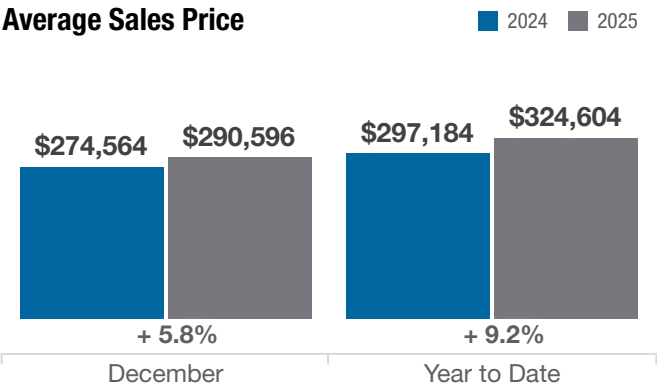
Local Market Update – December 2025

A RESEARCH TOOL PROVIDED BY THE COLUMBUS REALTORS®
BASED ON RESIDENTIAL LISTING DATA ONLY

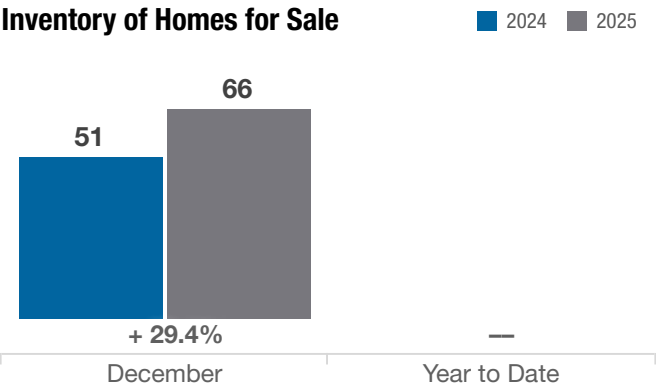


Logan County

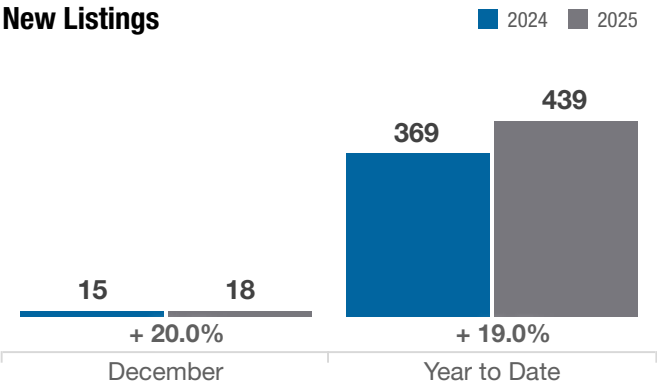
Average Sales Price



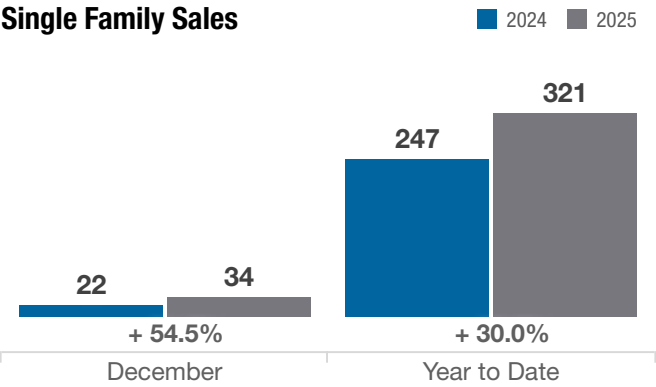
Inventory of Homes for Sale



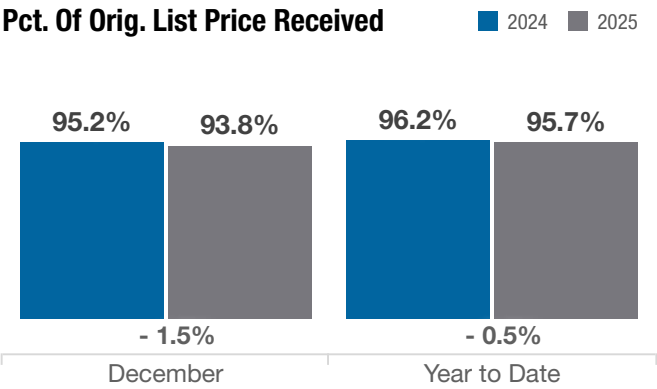
New Listings



Single Family Sales



Pct. Of Orig. List Price Received



Condo Sales

