

# Local Market Update – December 2025

A RESEARCH TOOL PROVIDED BY THE COLUMBUS REALTORS®  
BASED ON RESIDENTIAL LISTING DATA ONLY



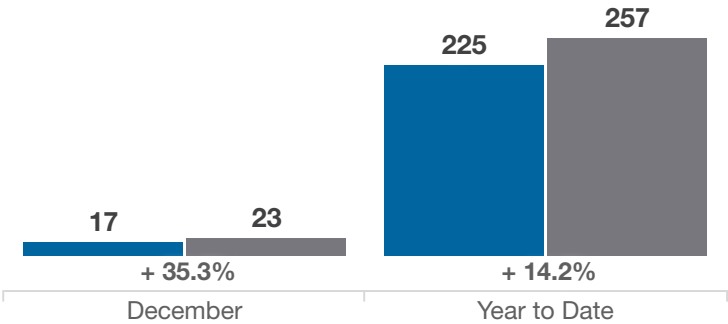
## Perry County

Key Metrics	December			Year to Date		
	2024	2025	% Change	Thru 12-2024	Thru 12-2025	% Change
Closed Sales	17	23	+ 35.3%	225	257	+ 14.2%
In Contracts	11	9	- 18.2%	234	256	+ 9.4%
Average Sales Price*	\$249,159	\$234,822	- 5.8%	\$274,591	\$316,872	+ 15.4%
Median Sales Price*	\$215,000	\$230,000	+ 7.0%	\$229,950	\$245,000	+ 6.5%
Average Price Per Square Foot*	\$150.47	\$151.28	+ 0.5%	\$169.24	\$191.98	+ 13.4%
Percent of Original List Price Received*	89.1%	93.3%	+ 4.7%	94.0%	93.8%	- 0.2%
Percent of Last List Price Received*	93.8%	96.9%	+ 3.3%	97.6%	97.1%	- 0.5%
Days on Market Until Sale	37	30	- 18.9%	44	44	0.0%
New Listings	14	12	- 14.3%	304	339	+ 11.5%
Median List Price of New Listings	\$232,500	\$178,950	- 23.0%	\$259,250	\$269,700	+ 4.0%
Median List Price at Time of Sale	\$220,000	\$224,900	+ 2.2%	\$229,900	\$250,000	+ 8.7%
Inventory of Homes for Sale	45	48	+ 6.7%	—	—	—
Months Supply of Inventory	2.3	2.3	0.0%	—	—	—

\* Does not account for sale concessions and/or downpayment assistance. | Percent changes are calculated using rounded figures and can sometimes look extreme due to small sample size.

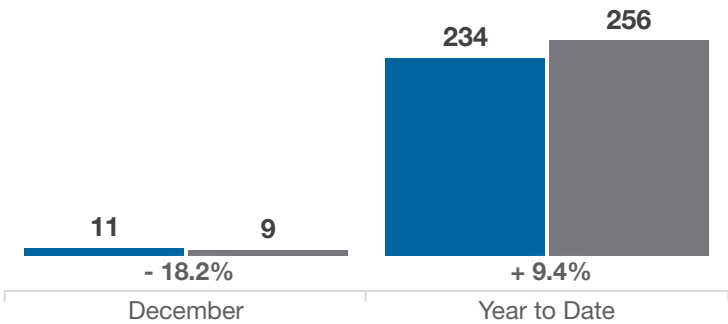
### Closed Sales

■ 2024 ■ 2025



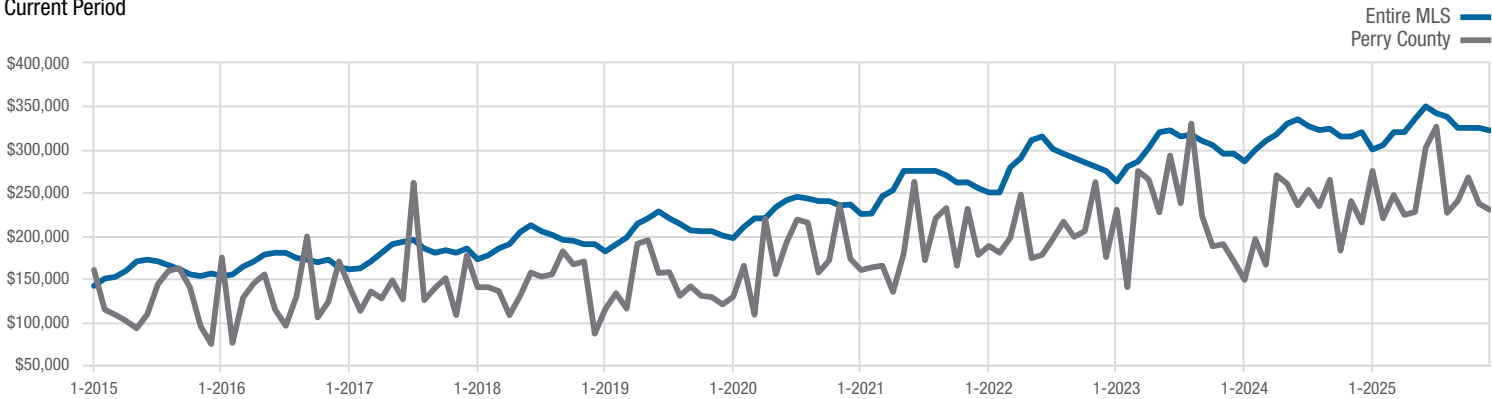
### In Contracts

■ 2024 ■ 2025



### Median Sales Price

Current Period



Each data point represents the median sales price in a given month.

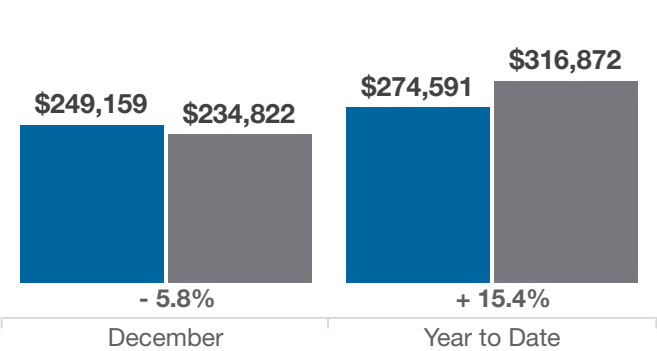
# Local Market Update – December 2025

A RESEARCH TOOL PROVIDED BY THE COLUMBUS REALTORS®  
BASED ON RESIDENTIAL LISTING DATA ONLY

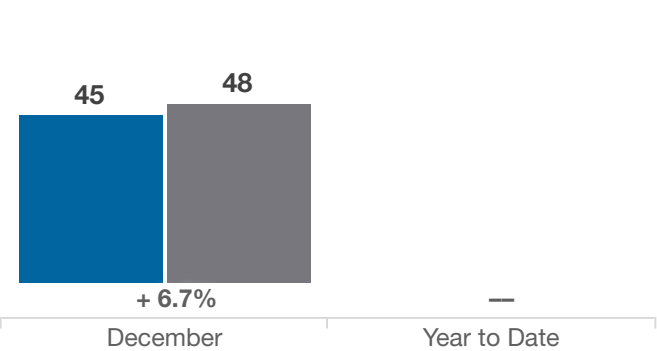


## Perry County

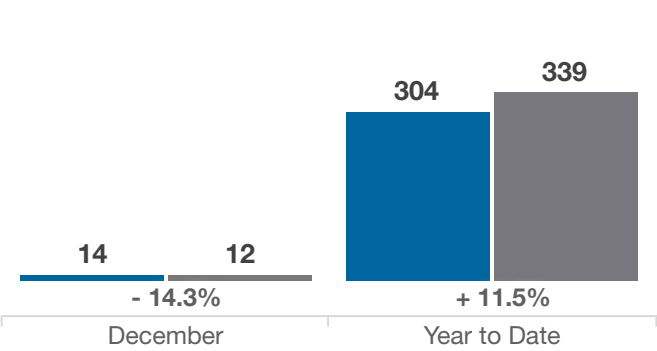
Average Sales Price



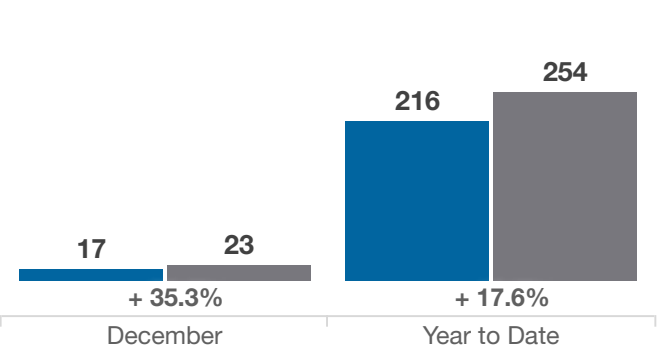
Inventory of Homes for Sale



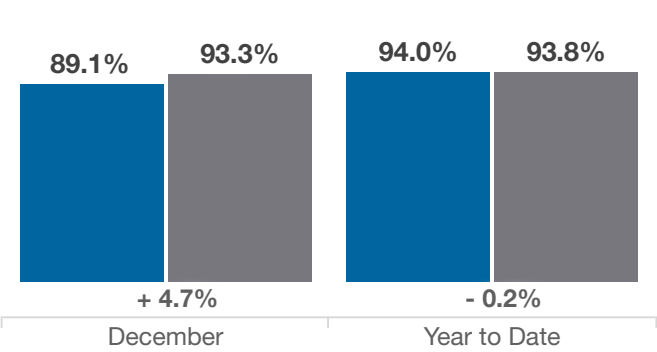
New Listings



Single Family Sales



Pct. Of Orig. List Price Received



Condo Sales

