

# Local Market Update – December 2025

A RESEARCH TOOL PROVIDED BY THE COLUMBUS REALTORS®  
BASED ON RESIDENTIAL LISTING DATA ONLY



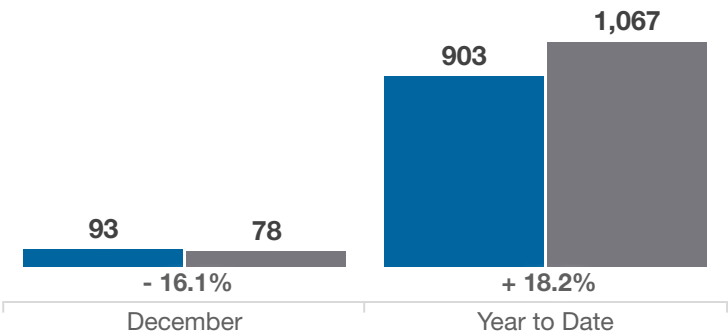
## Union County

Key Metrics	December			Year to Date		
	2024	2025	% Change	Thru 12-2024	Thru 12-2025	% Change
Closed Sales	93	78	- 16.1%	903	1,067	+ 18.2%
In Contracts	69	44	- 36.2%	941	1,065	+ 13.2%
Average Sales Price*	\$520,964	\$475,587	- 8.7%	\$501,742	\$508,294	+ 1.3%
Median Sales Price*	\$459,900	\$439,950	- 4.3%	\$434,398	\$453,750	+ 4.5%
Average Price Per Square Foot*	\$215.43	\$203.46	- 5.6%	\$208.04	\$212.50	+ 2.1%
Percent of Original List Price Received*	98.6%	95.7%	- 2.9%	98.7%	97.4%	- 1.3%
Percent of Last List Price Received*	99.7%	98.4%	- 1.3%	99.9%	99.2%	- 0.7%
Days on Market Until Sale	29	44	+ 51.7%	35	43	+ 22.9%
New Listings	56	48	- 14.3%	1,066	1,265	+ 18.7%
Median List Price of New Listings	\$507,450	\$495,718	- 2.3%	\$459,900	\$474,950	+ 3.3%
Median List Price at Time of Sale	\$450,000	\$453,650	+ 0.8%	\$437,200	\$458,390	+ 4.8%
Inventory of Homes for Sale	142	174	+ 22.5%	—	—	—
Months Supply of Inventory	1.8	2.0	+ 11.1%	—	—	—

\* Does not account for sale concessions and/or downpayment assistance. | Percent changes are calculated using rounded figures and can sometimes look extreme due to small sample size.

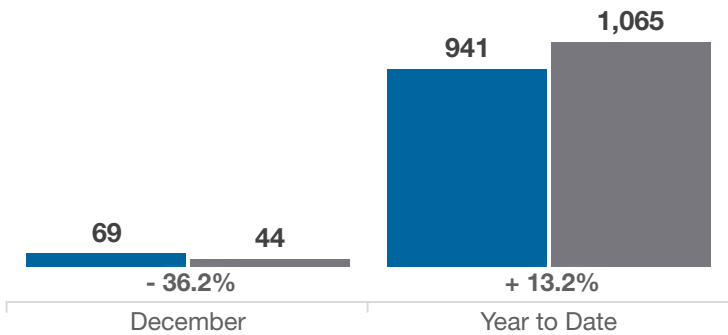
### Closed Sales

■ 2024 ■ 2025



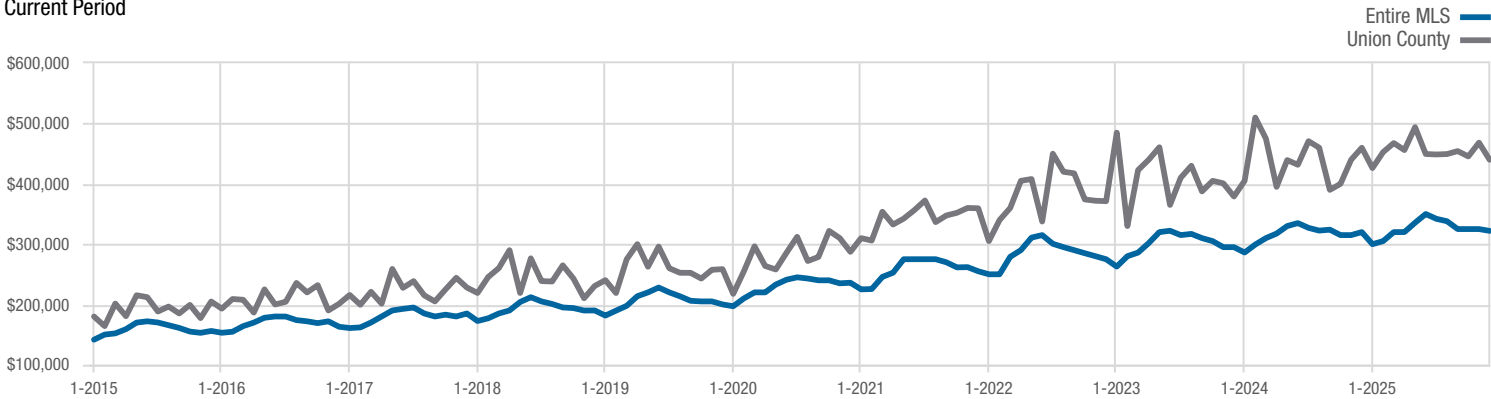
### In Contracts

■ 2024 ■ 2025



### Median Sales Price

Current Period



Each data point represents the median sales price in a given month.

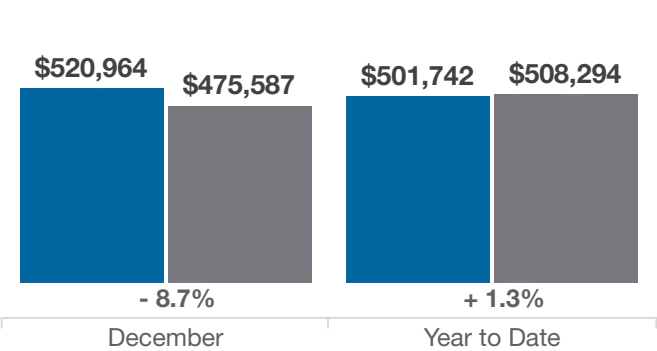
# Local Market Update – December 2025

A RESEARCH TOOL PROVIDED BY THE COLUMBUS REALTORS®  
BASED ON RESIDENTIAL LISTING DATA ONLY

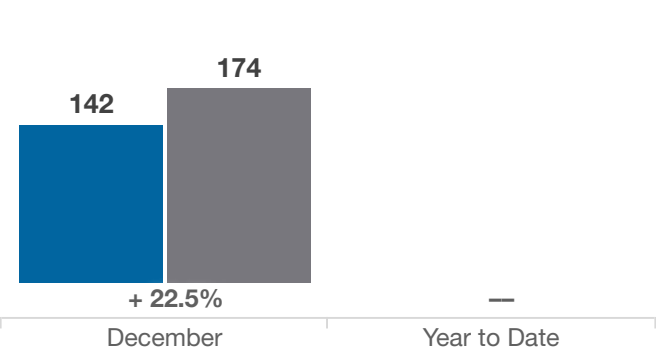


## Union County

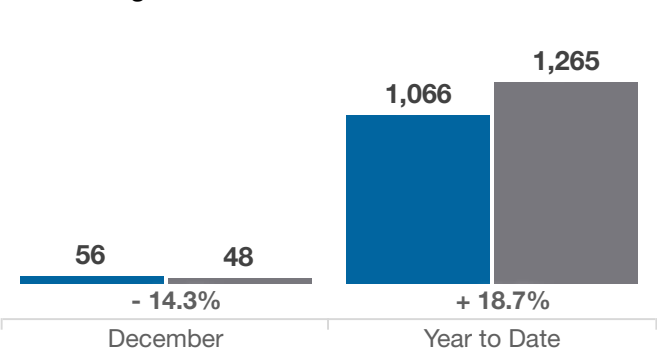
Average Sales Price



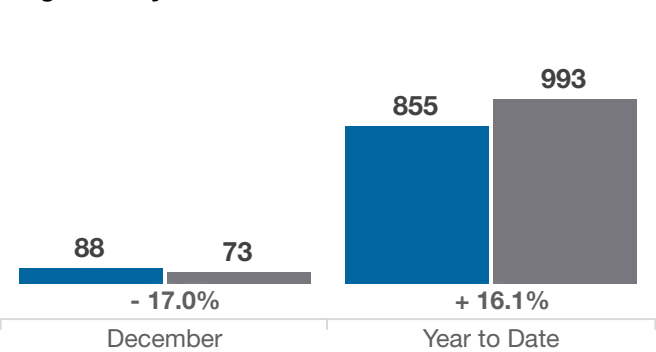
Inventory of Homes for Sale



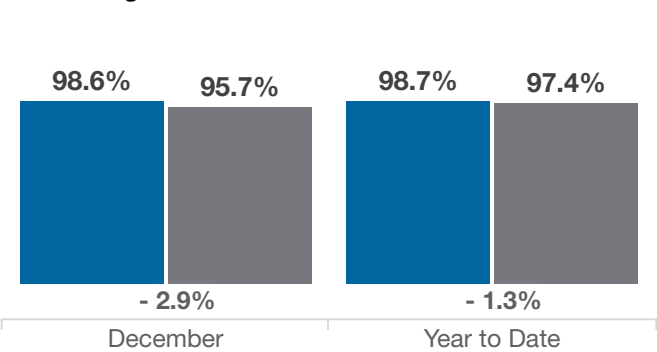
New Listings



Single Family Sales



Pct. Of Orig. List Price Received



Condo Sales

