

Local Market Update – December 2025

A RESEARCH TOOL PROVIDED BY THE COLUMBUS REALTORS®
BASED ON RESIDENTIAL LISTING DATA ONLY



Valleyview (Corp.)

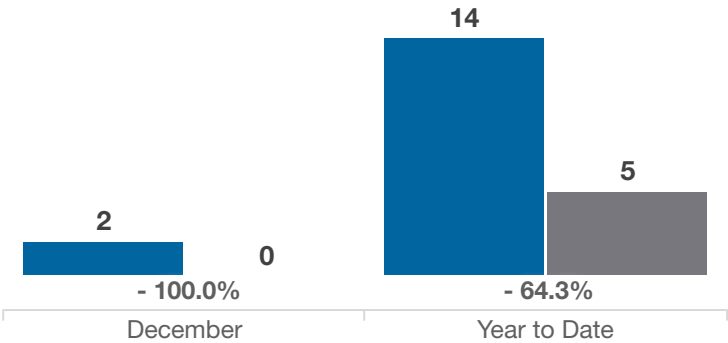
Franklin County

Key Metrics	December			Year to Date		
	2024	2025	% Change	Thru 12-2024	Thru 12-2025	% Change
Closed Sales	2	0	- 100.0%	14	5	- 64.3%
In Contracts	0	0	0.0%	14	5	- 64.3%
Average Sales Price*	\$245,950	—	—	\$220,807	\$203,200	- 8.0%
Median Sales Price*	\$245,950	—	—	\$219,950	\$213,000	- 3.2%
Average Price Per Square Foot*	\$196.38	—	—	\$172.83	\$190.41	+ 10.2%
Percent of Original List Price Received*	94.4%	—	—	99.3%	103.5%	+ 4.2%
Percent of Last List Price Received*	100.8%	—	—	101.9%	103.5%	+ 1.6%
Days on Market Until Sale	25	—	—	12	14	+ 16.7%
New Listings	0	2	—	12	8	- 33.3%
Median List Price of New Listings	—	\$182,450	—	\$224,500	\$192,400	- 14.3%
Median List Price at Time of Sale	\$244,450	—	—	\$214,450	\$199,900	- 6.8%
Inventory of Homes for Sale	0	2	—	—	—	—
Months Supply of Inventory	—	2.0	—	—	—	—

* Does not account for sale concessions and/or downpayment assistance. | Percent changes are calculated using rounded figures and can sometimes look extreme due to small sample size.

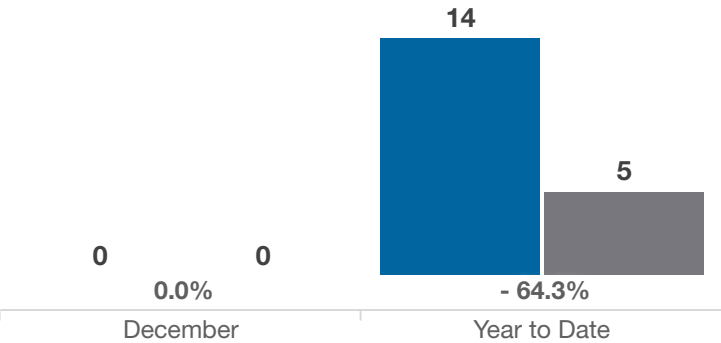
Closed Sales

■ 2024 ■ 2025



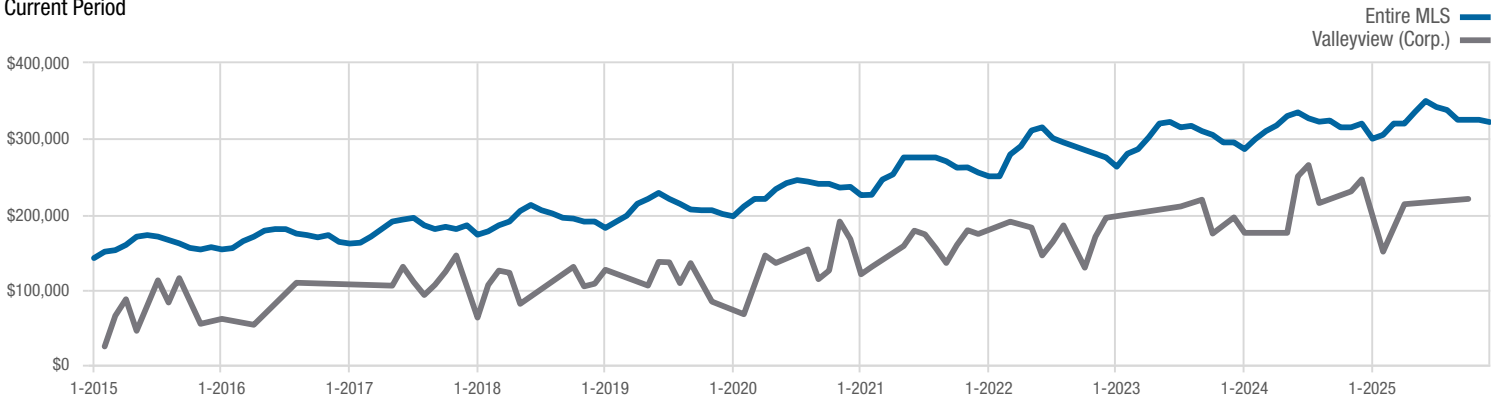
In Contracts

■ 2024 ■ 2025



Median Sales Price

Current Period



Each data point represents the median sales price in a given month.

Local Market Update – December 2025

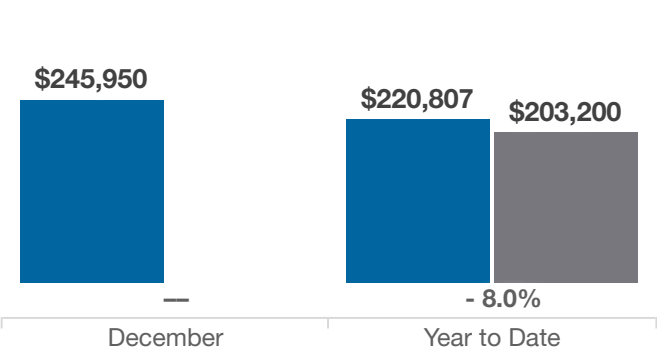
A RESEARCH TOOL PROVIDED BY THE COLUMBUS REALTORS®
BASED ON RESIDENTIAL LISTING DATA ONLY



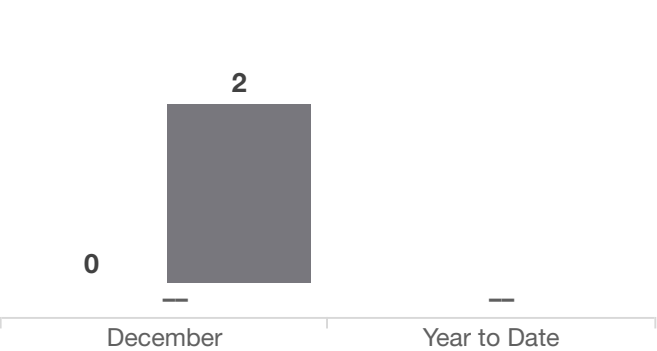
Valleyview (Corp.)

Franklin County

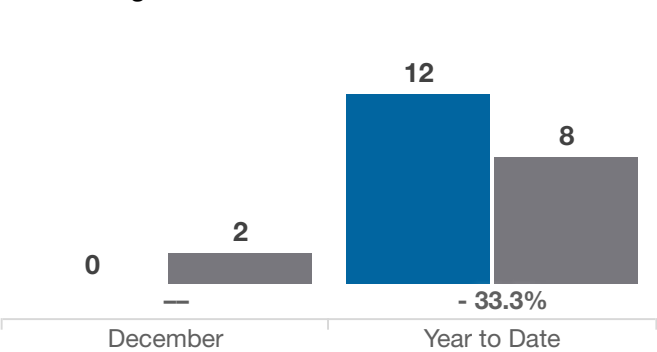
Average Sales Price



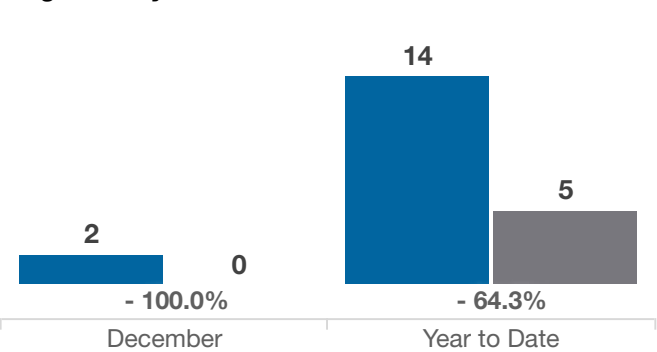
Inventory of Homes for Sale



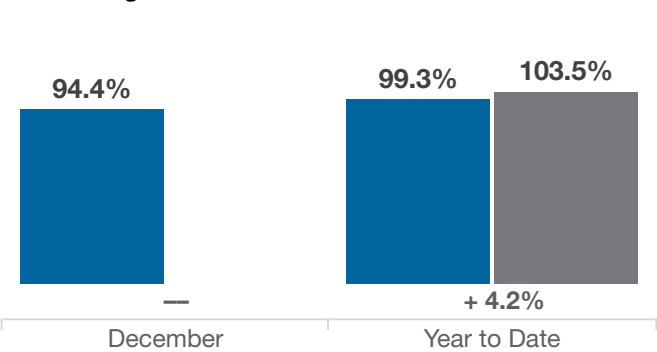
New Listings



Single Family Sales



Pct. Of Orig. List Price Received



Condo Sales

