

# Local Market Update – March 2026

A RESEARCH TOOL PROVIDED BY THE COLUMBUS REALTORS®  
BASED ON RESIDENTIAL LISTING DATA ONLY



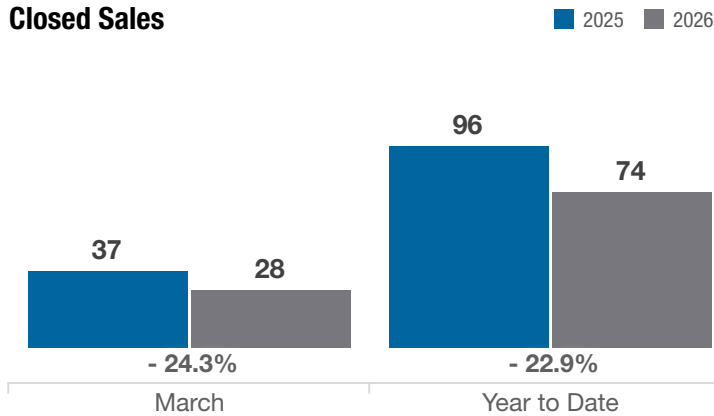
## Beechwold / Clintonville

Franklin County (43214, 43202)

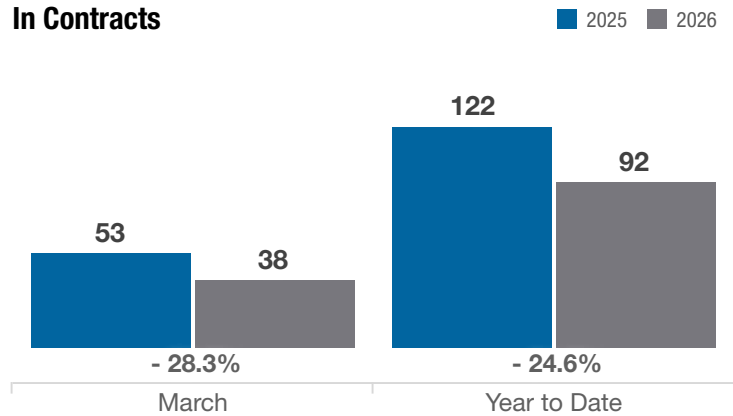
Key Metrics	March			Year to Date		
	2025	2026	% Change	Thru 3-2025	Thru 3-2026	% Change
Closed Sales	37	28	- 24.3%	96	74	- 22.9%
In Contracts	53	38	- 28.3%	122	92	- 24.6%
Average Sales Price*	\$438,715	\$459,625	+ 4.8%	\$410,495	\$422,736	+ 3.0%
Median Sales Price*	\$428,000	\$452,500	+ 5.7%	\$392,250	\$415,000	+ 5.8%
Average Price Per Square Foot*	\$316.09	\$320.84	+ 1.5%	\$296.76	\$291.25	- 1.9%
Percent of Original List Price Received*	100.5%	98.6%	- 1.9%	99.8%	98.2%	- 1.6%
Percent of Last List Price Received*	101.1%	99.8%	- 1.3%	101.3%	100.1%	- 1.2%
Days on Market Until Sale	22	15	- 31.8%	25	24	- 4.0%
New Listings	49	41	- 16.3%	121	101	- 16.5%
Median List Price of New Listings	\$389,900	\$384,500	- 1.4%	\$399,900	\$410,000	+ 2.5%
Median List Price at Time of Sale	\$399,900	\$470,000	+ 17.5%	\$392,400	\$424,250	+ 8.1%
Inventory of Homes for Sale	32	28	- 12.5%	—	—	—
Months Supply of Inventory	0.7	0.7	0.0%	—	—	—

\* Does not account for sale concessions and/or downpayment assistance. | Percent changes are calculated using rounded figures and can sometimes look extreme due to small sample size.

### Closed Sales

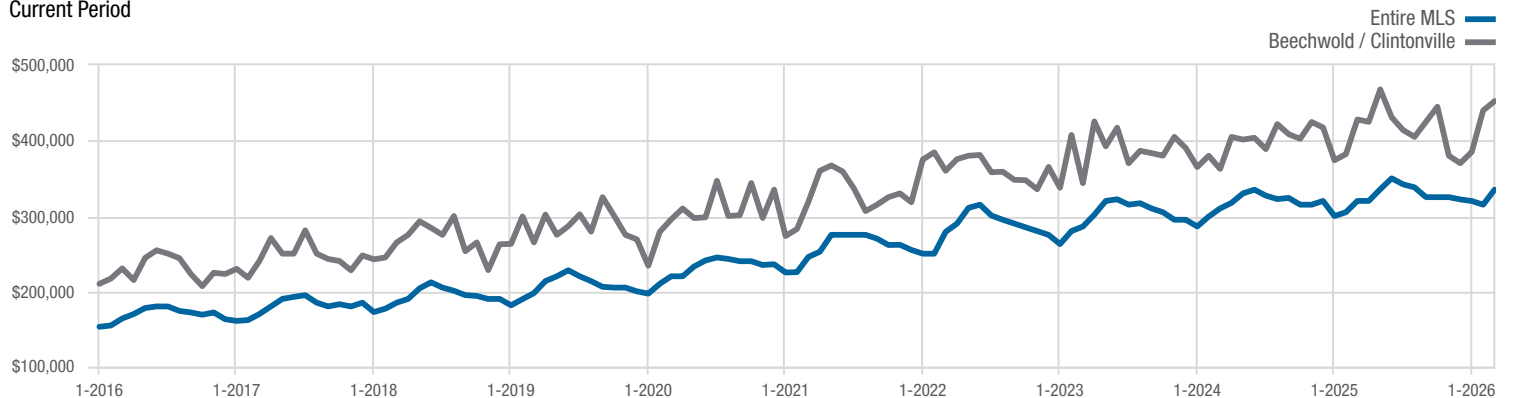


### In Contracts



### Median Sales Price

Current Period



Each data point represents the median sales price in a given month.

# Local Market Update – March 2026

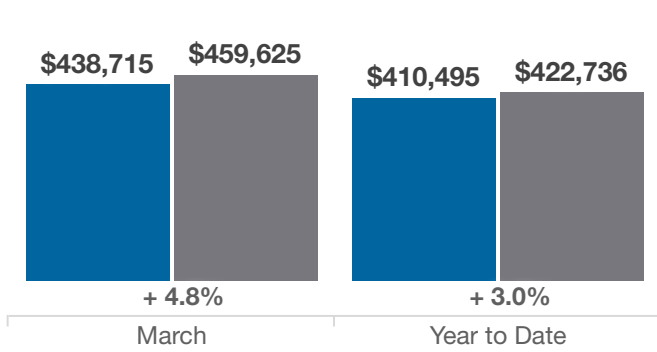
A RESEARCH TOOL PROVIDED BY THE COLUMBUS REALTORS®  
BASED ON RESIDENTIAL LISTING DATA ONLY



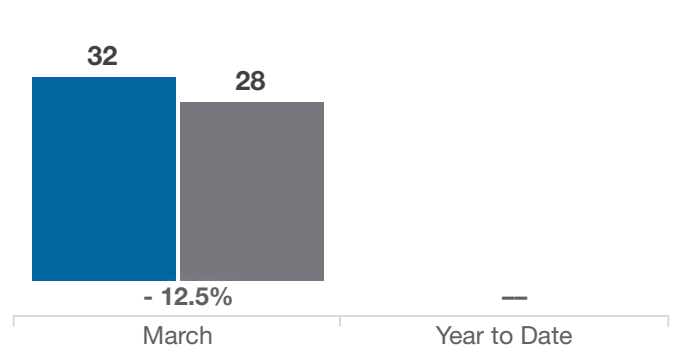
## Beechwold / Clintonville

Franklin County (43214, 43202)

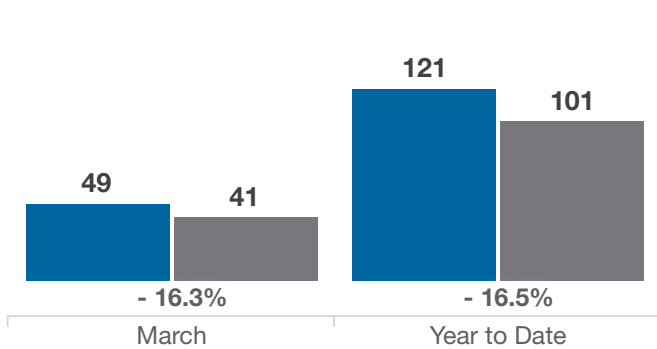
### Average Sales Price



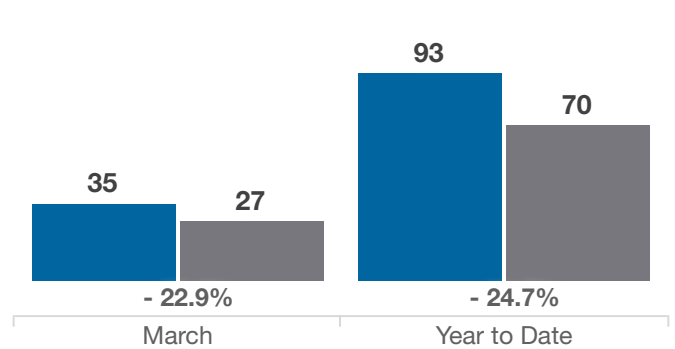
### Inventory of Homes for Sale



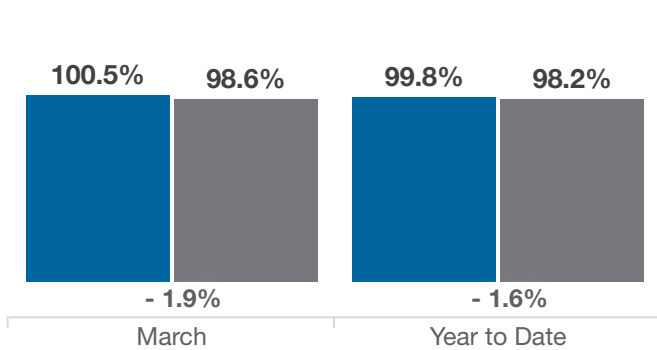
### New Listings



### Single Family Sales



### Pct. Of Orig. List Price Received



### Condo Sales

