

Local Market Update – March 2026

A RESEARCH TOOL PROVIDED BY THE COLUMBUS REALTORS®
BASED ON RESIDENTIAL LISTING DATA ONLY



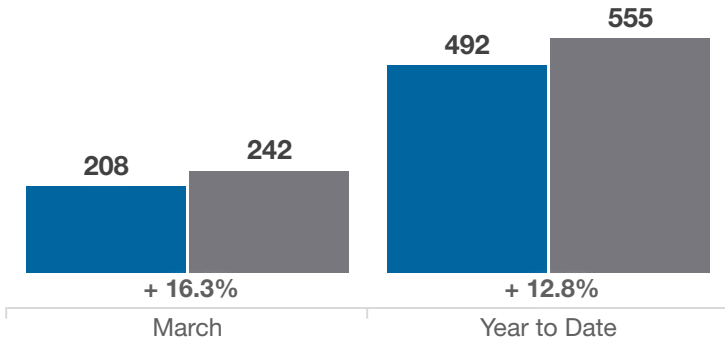
Delaware County

Key Metrics	March			Year to Date		
	2025	2026	% Change	Thru 3-2025	Thru 3-2026	% Change
Closed Sales	208	242	+ 16.3%	492	555	+ 12.8%
In Contracts	300	325	+ 8.3%	662	763	+ 15.3%
Average Sales Price*	\$569,591	\$533,778	- 6.3%	\$548,772	\$543,431	- 1.0%
Median Sales Price*	\$516,000	\$489,951	- 5.0%	\$500,000	\$494,901	- 1.0%
Average Price Per Square Foot*	\$237.01	\$235.85	- 0.5%	\$233.65	\$235.56	+ 0.8%
Percent of Original List Price Received*	98.2%	97.6%	- 0.6%	97.4%	96.6%	- 0.8%
Percent of Last List Price Received*	99.1%	99.6%	+ 0.5%	99.0%	99.2%	+ 0.2%
Days on Market Until Sale	41	61	+ 48.8%	44	58	+ 31.8%
New Listings	301	344	+ 14.3%	718	773	+ 7.7%
Median List Price of New Listings	\$509,950	\$525,000	+ 3.0%	\$510,000	\$525,000	+ 2.9%
Median List Price at Time of Sale	\$525,000	\$494,385	- 5.8%	\$499,900	\$499,900	0.0%
Inventory of Homes for Sale	308	417	+ 35.4%	—	—	—
Months Supply of Inventory	1.3	1.6	+ 23.1%	—	—	—

* Does not account for sale concessions and/or downpayment assistance. | Percent changes are calculated using rounded figures and can sometimes look extreme due to small sample size.

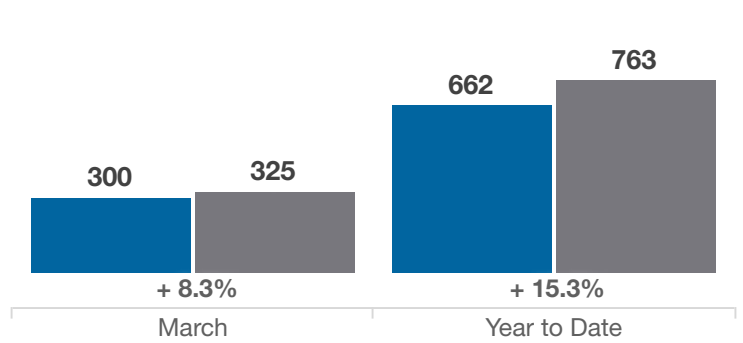
Closed Sales

■ 2025 ■ 2026



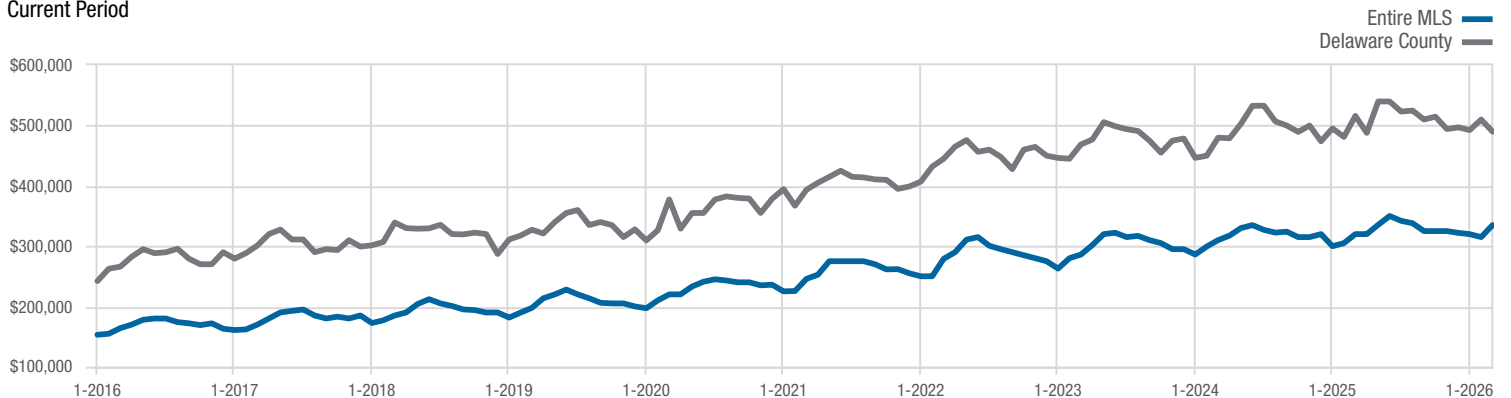
In Contracts

■ 2025 ■ 2026



Median Sales Price

Current Period



Each data point represents the median sales price in a given month.

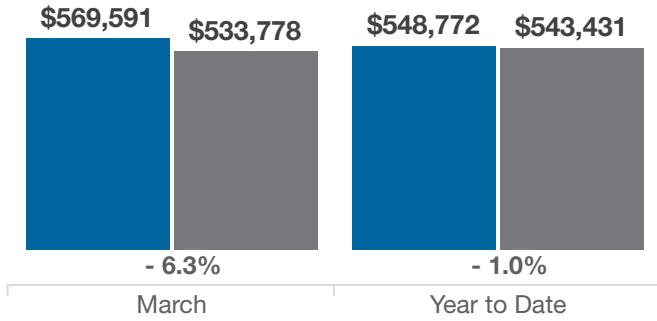
Local Market Update – March 2026

A RESEARCH TOOL PROVIDED BY THE COLUMBUS REALTORS®
BASED ON RESIDENTIAL LISTING DATA ONLY

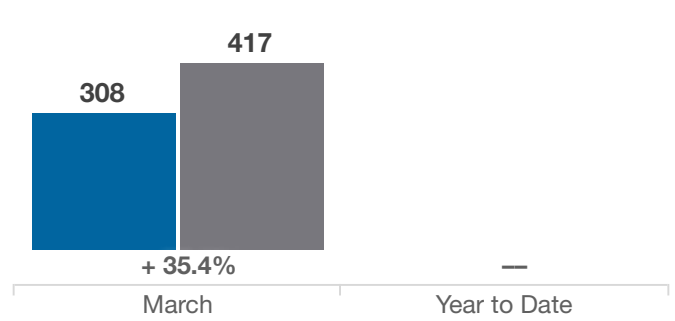


Delaware County

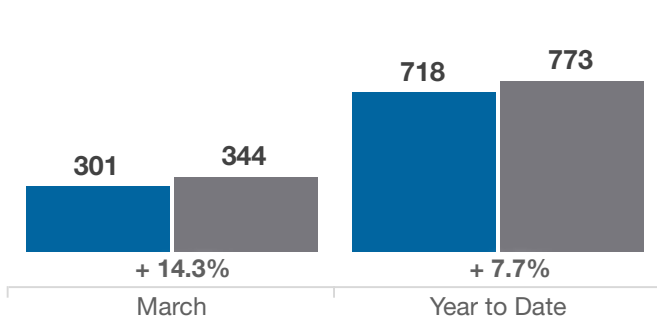
Average Sales Price



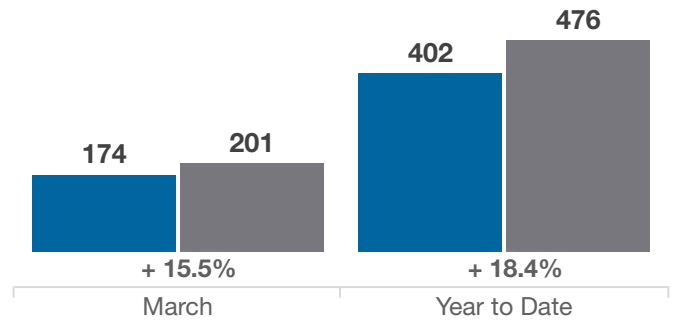
Inventory of Homes for Sale



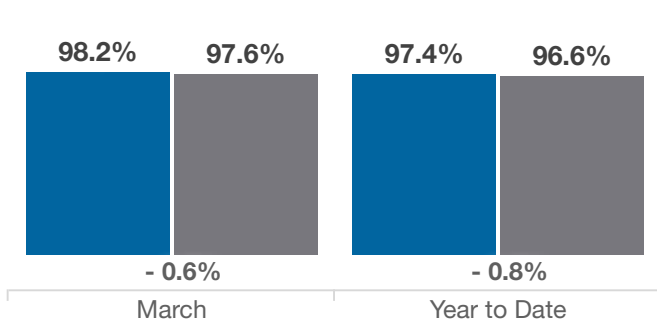
New Listings



Single Family Sales



Pct. Of Orig. List Price Received



Condo Sales

