

Local Market Update – March 2026

A RESEARCH TOOL PROVIDED BY THE COLUMBUS REALTORS®
BASED ON RESIDENTIAL LISTING DATA ONLY



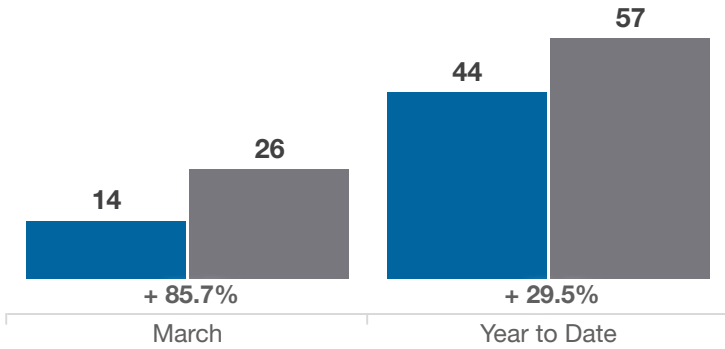
Fayette County

Key Metrics	March			Year to Date		
	2025	2026	% Change	Thru 3-2025	Thru 3-2026	% Change
Closed Sales	14	26	+ 85.7%	44	57	+ 29.5%
In Contracts	26	25	- 3.8%	62	69	+ 11.3%
Average Sales Price*	\$203,950	\$227,633	+ 11.6%	\$215,369	\$224,573	+ 4.3%
Median Sales Price*	\$220,500	\$192,200	- 12.8%	\$199,500	\$192,500	- 3.5%
Average Price Per Square Foot*	\$138.21	\$151.45	+ 9.6%	\$140.55	\$153.06	+ 8.9%
Percent of Original List Price Received*	96.4%	92.8%	- 3.7%	94.7%	92.2%	- 2.6%
Percent of Last List Price Received*	98.7%	96.6%	- 2.1%	97.6%	95.7%	- 1.9%
Days on Market Until Sale	30	54	+ 80.0%	33	54	+ 63.6%
New Listings	36	29	- 19.4%	82	82	0.0%
Median List Price of New Listings	\$239,250	\$250,000	+ 4.5%	\$229,450	\$235,950	+ 2.8%
Median List Price at Time of Sale	\$217,400	\$199,450	- 8.3%	\$207,250	\$199,900	- 3.5%
Inventory of Homes for Sale	47	56	+ 19.1%	—	—	—
Months Supply of Inventory	2.0	2.2	+ 10.0%	—	—	—

* Does not account for sale concessions and/or downpayment assistance. | Percent changes are calculated using rounded figures and can sometimes look extreme due to small sample size.

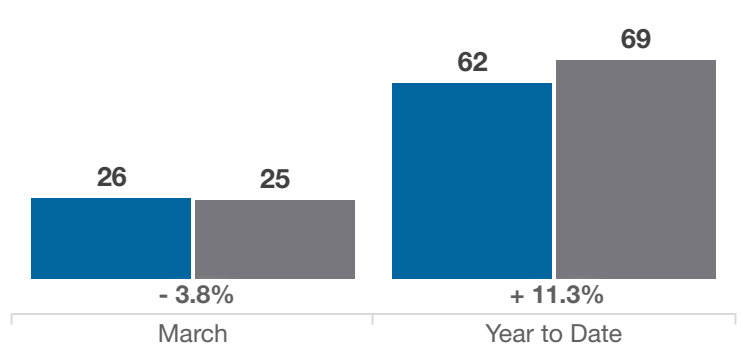
Closed Sales

■ 2025 ■ 2026



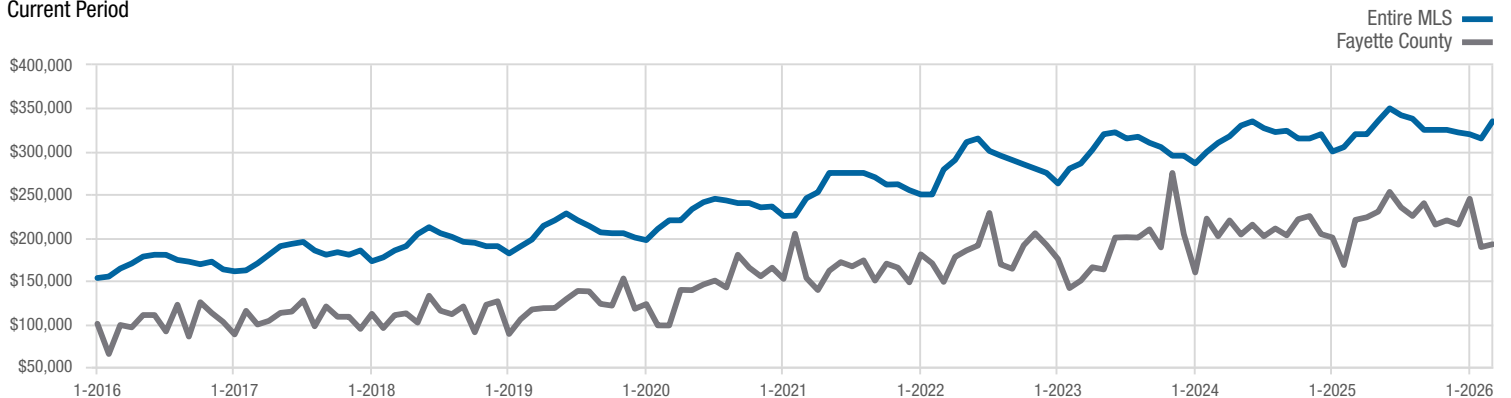
In Contracts

■ 2025 ■ 2026



Median Sales Price

Current Period



Each data point represents the median sales price in a given month.

Local Market Update – March 2026

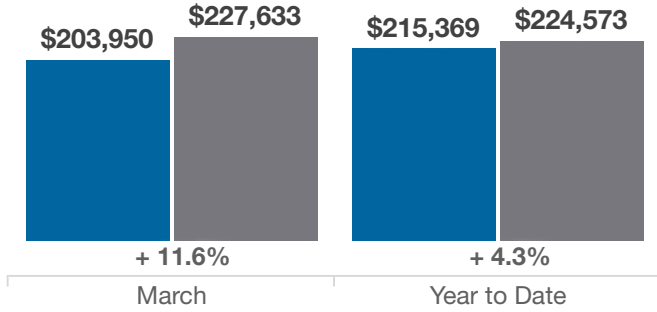
A RESEARCH TOOL PROVIDED BY THE COLUMBUS REALTORS®
BASED ON RESIDENTIAL LISTING DATA ONLY



Fayette County

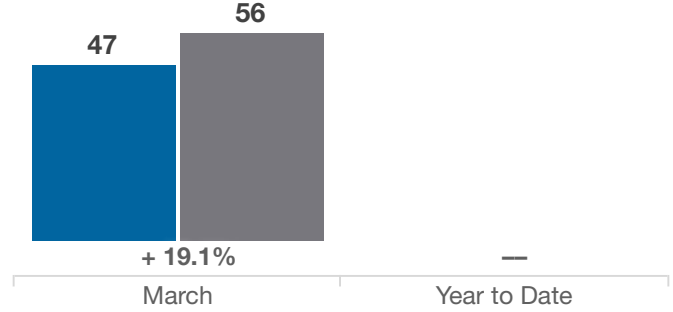
Average Sales Price

■ 2025 ■ 2026



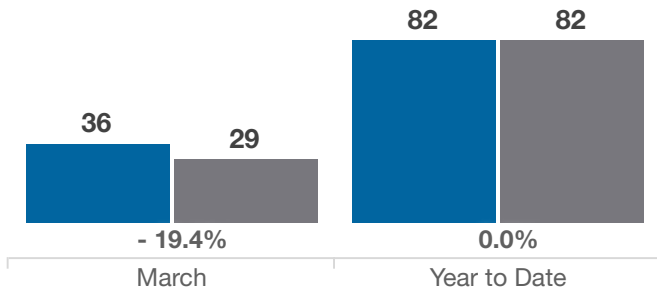
Inventory of Homes for Sale

■ 2025 ■ 2026



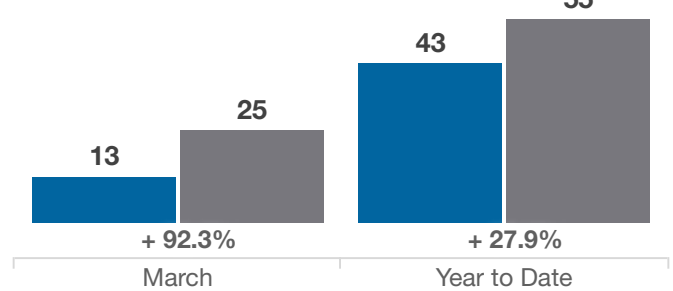
New Listings

■ 2025 ■ 2026



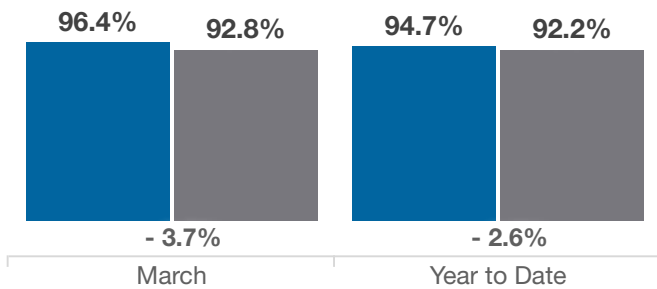
Single Family Sales

■ 2025 ■ 2026



Pct. Of Orig. List Price Received

■ 2025 ■ 2026



Condo Sales

■ 2025 ■ 2026

