

# Local Market Update – March 2026

A RESEARCH TOOL PROVIDED BY THE COLUMBUS REALTORS®  
BASED ON RESIDENTIAL LISTING DATA ONLY



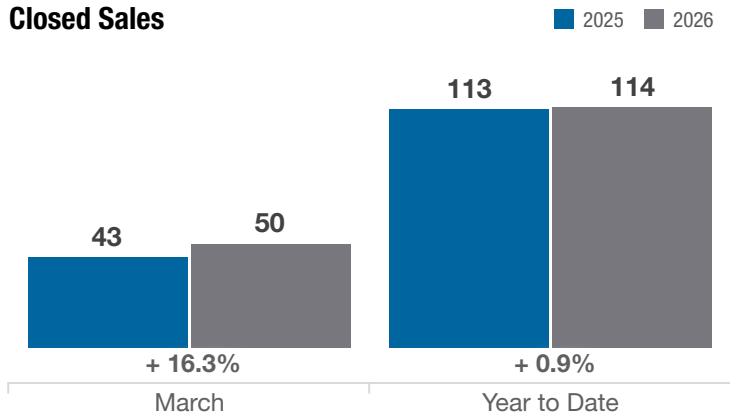
## Gahanna Jefferson City School District

Franklin County

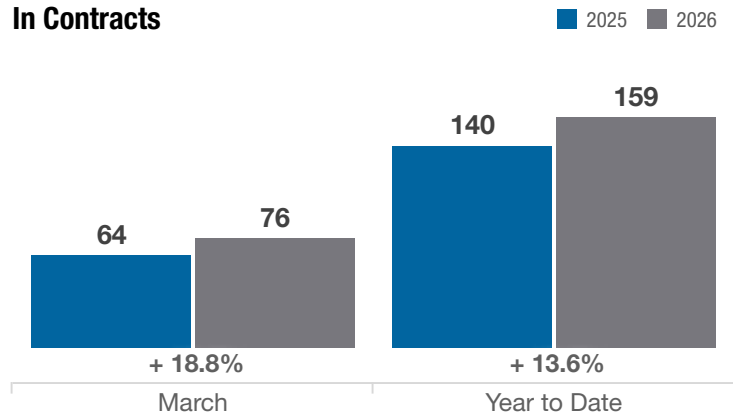
Key Metrics	March			Year to Date		
	2025	2026	% Change	Thru 3-2025	Thru 3-2026	% Change
Closed Sales	43	50	+ 16.3%	113	114	+ 0.9%
In Contracts	64	76	+ 18.8%	140	159	+ 13.6%
Average Sales Price*	\$424,004	\$550,440	+ 29.8%	\$438,745	\$554,977	+ 26.5%
Median Sales Price*	\$390,000	\$447,450	+ 14.7%	\$395,000	\$462,450	+ 17.1%
Average Price Per Square Foot*	\$211.34	\$235.64	+ 11.5%	\$216.03	\$225.83	+ 4.5%
Percent of Original List Price Received*	100.3%	98.9%	- 1.4%	97.4%	97.1%	- 0.3%
Percent of Last List Price Received*	101.0%	100.3%	- 0.7%	99.6%	99.2%	- 0.4%
Days on Market Until Sale	33	32	- 3.0%	41	44	+ 7.3%
New Listings	60	57	- 5.0%	137	141	+ 2.9%
Median List Price of New Listings	\$411,700	\$449,900	+ 9.3%	\$399,900	\$449,000	+ 12.3%
Median List Price at Time of Sale	\$375,000	\$449,900	+ 20.0%	\$389,900	\$459,950	+ 18.0%
Inventory of Homes for Sale	57	39	- 31.6%	—	—	—
Months Supply of Inventory	1.1	0.7	- 36.4%	—	—	—

\* Does not account for sale concessions and/or downpayment assistance. | Percent changes are calculated using rounded figures and can sometimes look extreme due to small sample size.

### Closed Sales

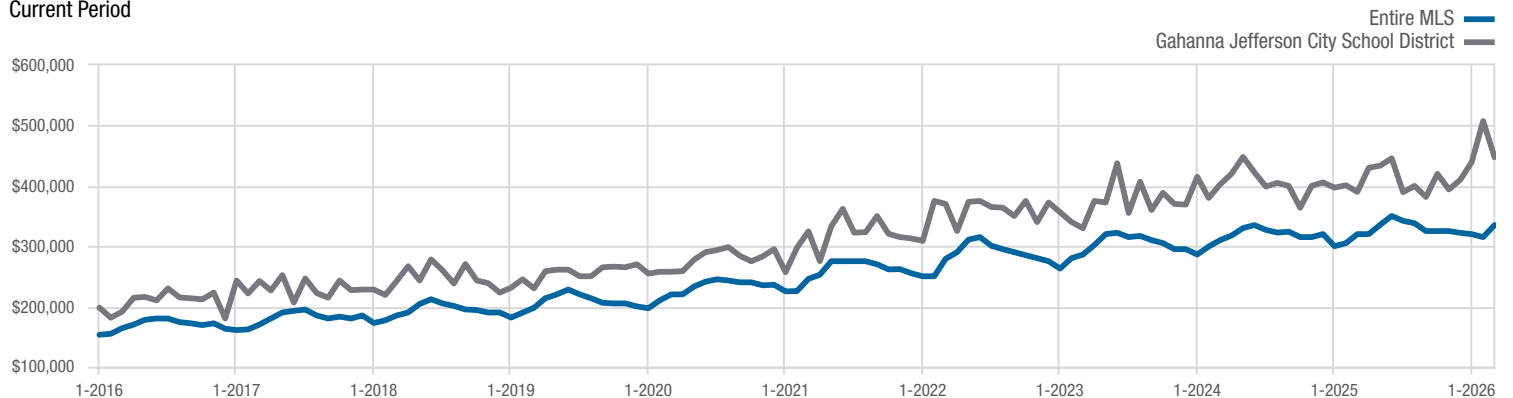


### In Contracts



### Median Sales Price

Current Period



Each data point represents the median sales price in a given month.

# Local Market Update – March 2026

A RESEARCH TOOL PROVIDED BY THE COLUMBUS REALTORS®  
BASED ON RESIDENTIAL LISTING DATA ONLY



## Gahanna Jefferson City School District

Franklin County

