

Local Market Update – March 2026

A RESEARCH TOOL PROVIDED BY THE COLUMBUS REALTORS®
BASED ON RESIDENTIAL LISTING DATA ONLY



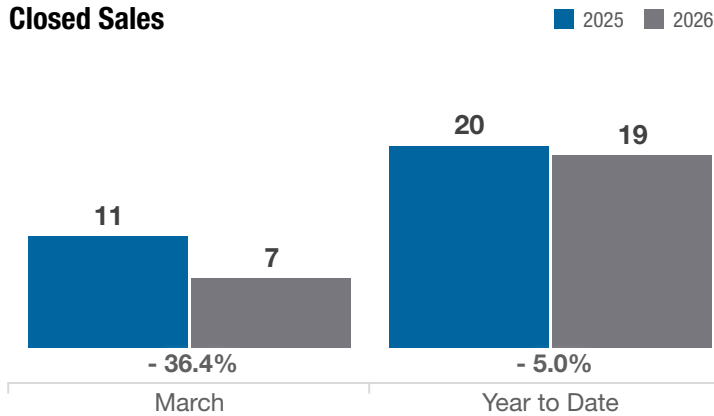
Grandview Heights (Corp.)

Franklin County

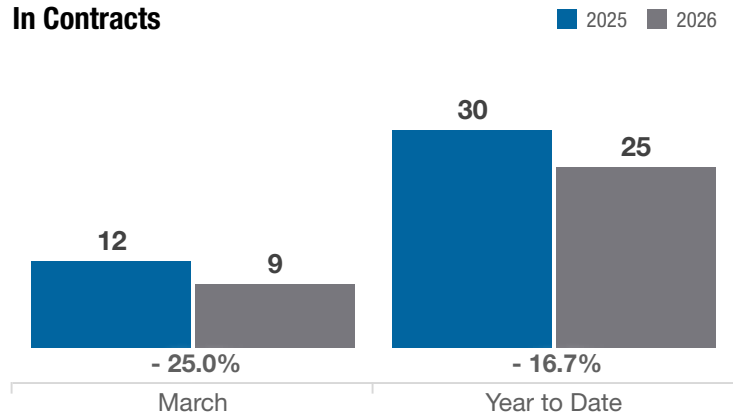
Key Metrics	March			Year to Date		
	2025	2026	% Change	Thru 3-2025	Thru 3-2026	% Change
Closed Sales	11	7	- 36.4%	20	19	- 5.0%
In Contracts	12	9	- 25.0%	30	25	- 16.7%
Average Sales Price*	\$510,991	\$382,411	- 25.2%	\$551,130	\$607,967	+ 10.3%
Median Sales Price*	\$519,900	\$395,000	- 24.0%	\$517,450	\$531,000	+ 2.6%
Average Price Per Square Foot*	\$349.41	\$360.77	+ 3.3%	\$335.45	\$368.48	+ 9.8%
Percent of Original List Price Received*	98.4%	98.2%	- 0.2%	98.1%	98.2%	+ 0.1%
Percent of Last List Price Received*	100.0%	98.8%	- 1.2%	100.2%	100.3%	+ 0.1%
Days on Market Until Sale	29	29	0.0%	31	29	- 6.5%
New Listings	15	17	+ 13.3%	33	38	+ 15.2%
Median List Price of New Listings	\$500,000	\$699,900	+ 40.0%	\$450,000	\$617,450	+ 37.2%
Median List Price at Time of Sale	\$550,000	\$415,000	- 24.5%	\$534,950	\$539,900	+ 0.9%
Inventory of Homes for Sale	14	18	+ 28.6%	—	—	—
Months Supply of Inventory	1.6	1.9	+ 18.8%	—	—	—

* Does not account for sale concessions and/or downpayment assistance. | Percent changes are calculated using rounded figures and can sometimes look extreme due to small sample size.

Closed Sales

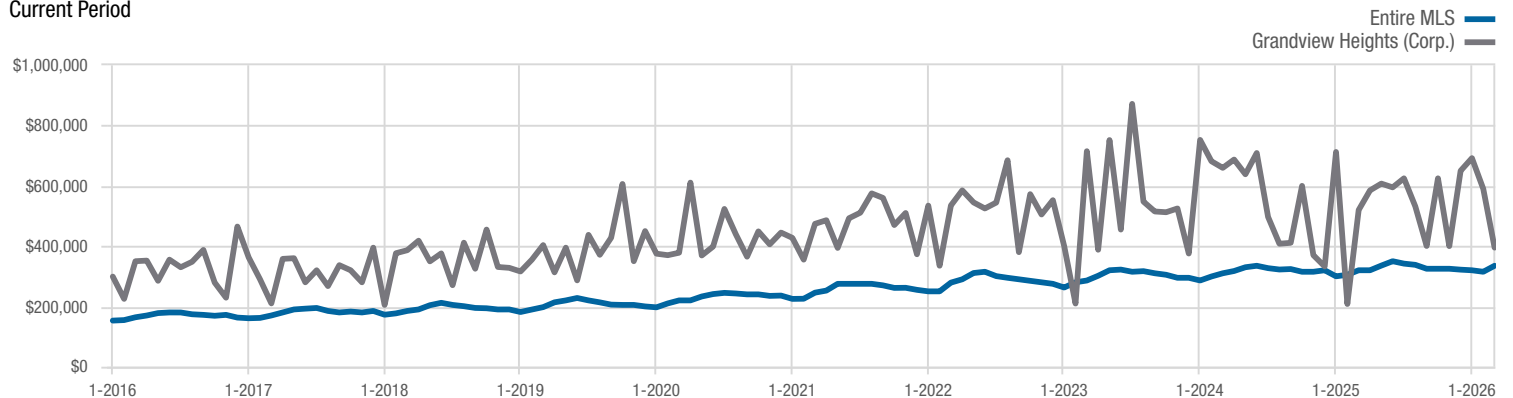


In Contracts



Median Sales Price

Current Period



Each data point represents the median sales price in a given month.

Local Market Update – March 2026

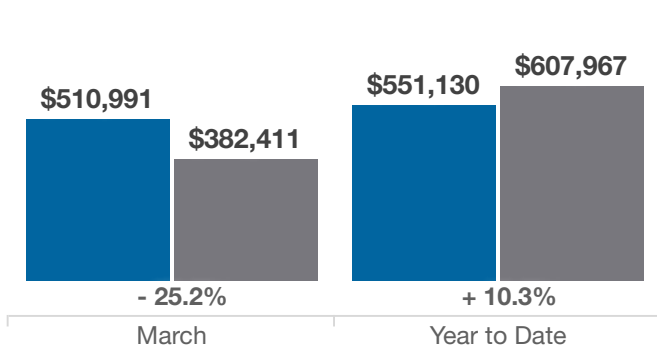
A RESEARCH TOOL PROVIDED BY THE COLUMBUS REALTORS®
BASED ON RESIDENTIAL LISTING DATA ONLY



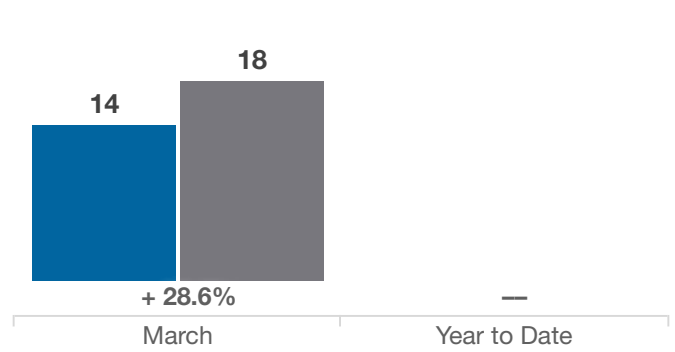
Grandview Heights (Corp.)

Franklin County

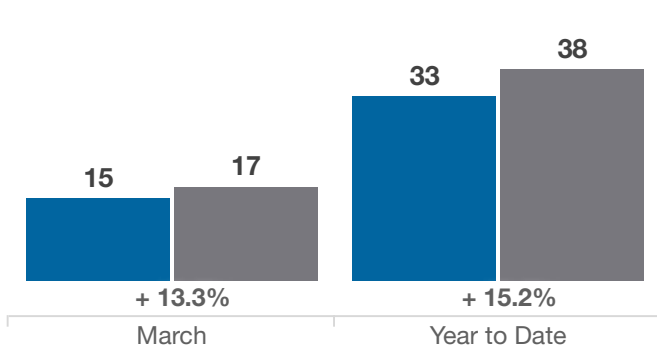
Average Sales Price



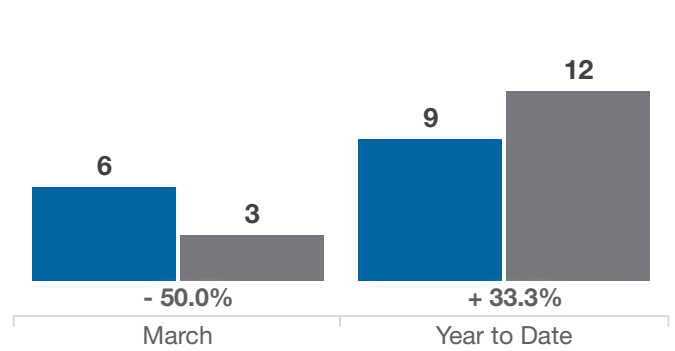
Inventory of Homes for Sale



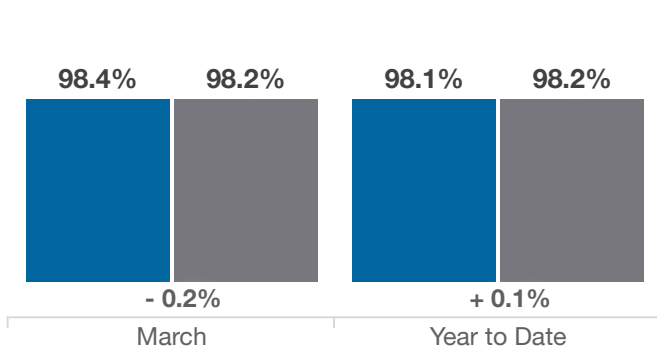
New Listings



Single Family Sales



Pct. Of Orig. List Price Received



Condo Sales

