

# Local Market Update – March 2026

A RESEARCH TOOL PROVIDED BY THE COLUMBUS REALTORS®  
BASED ON RESIDENTIAL LISTING DATA ONLY



## Westerville City School District

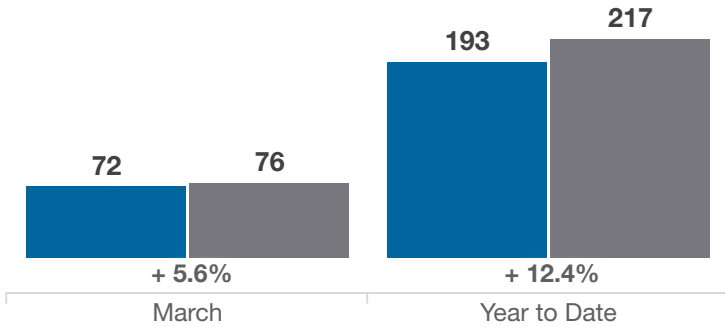
Franklin and Delaware Counties

Key Metrics	March			Year to Date		
	2025	2026	% Change	Thru 3-2025	Thru 3-2026	% Change
Closed Sales	72	76	+ 5.6%	193	217	+ 12.4%
In Contracts	117	102	- 12.8%	243	254	+ 4.5%
Average Sales Price*	\$391,970	\$384,333	- 1.9%	\$403,415	\$391,632	- 2.9%
Median Sales Price*	\$368,450	\$355,000	- 3.7%	\$365,000	\$365,000	0.0%
Average Price Per Square Foot*	\$232.45	\$230.68	- 0.8%	\$225.04	\$226.12	+ 0.5%
Percent of Original List Price Received*	100.1%	100.1%	0.0%	99.2%	97.9%	- 1.3%
Percent of Last List Price Received*	101.0%	101.2%	+ 0.2%	100.5%	99.7%	- 0.8%
Days on Market Until Sale	25	25	0.0%	31	36	+ 16.1%
New Listings	108	114	+ 5.6%	260	259	- 0.4%
Median List Price of New Listings	\$383,500	\$424,900	+ 10.8%	\$380,500	\$379,900	- 0.2%
Median List Price at Time of Sale	\$370,000	\$349,948	- 5.4%	\$365,450	\$369,900	+ 1.2%
Inventory of Homes for Sale	83	85	+ 2.4%	—	—	—
Months Supply of Inventory	0.9	0.9	0.0%	—	—	—

\* Does not account for sale concessions and/or downpayment assistance. | Percent changes are calculated using rounded figures and can sometimes look extreme due to small sample size.

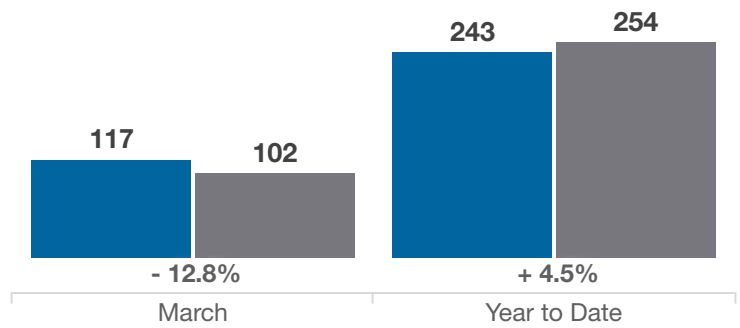
### Closed Sales

■ 2025 ■ 2026



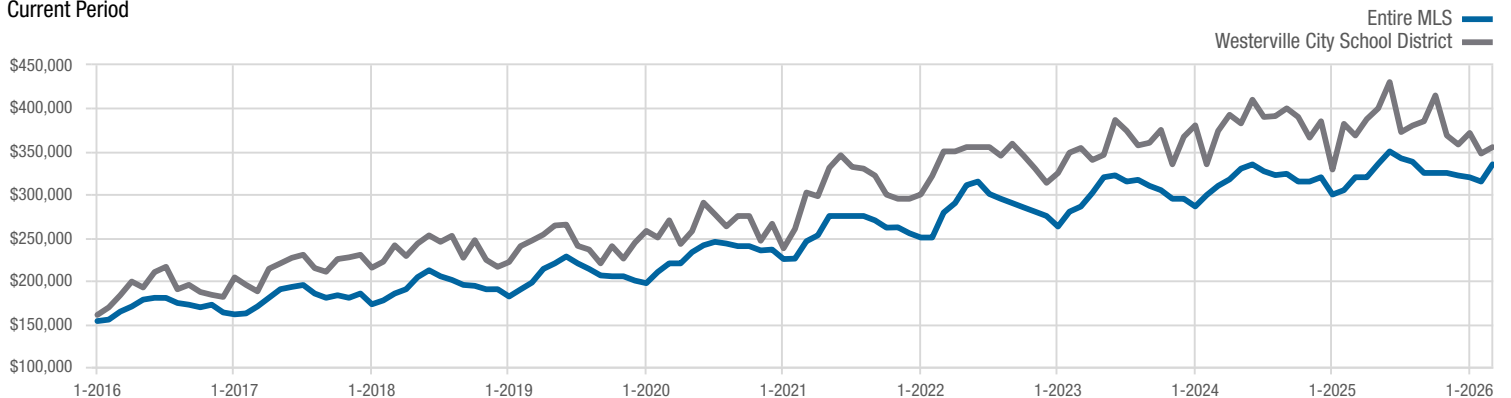
### In Contracts

■ 2025 ■ 2026



### Median Sales Price

Current Period



Each data point represents the median sales price in a given month.

# Local Market Update – March 2026

A RESEARCH TOOL PROVIDED BY THE COLUMBUS REALTORS®  
BASED ON RESIDENTIAL LISTING DATA ONLY

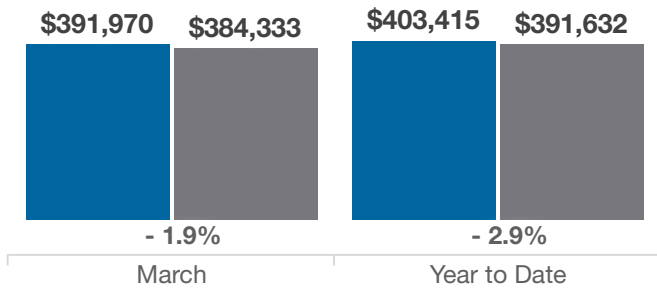


## Westerville City School District

Franklin and Delaware Counties

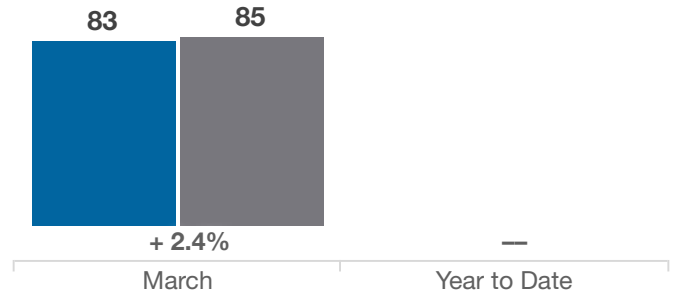
### Average Sales Price

■ 2025 ■ 2026



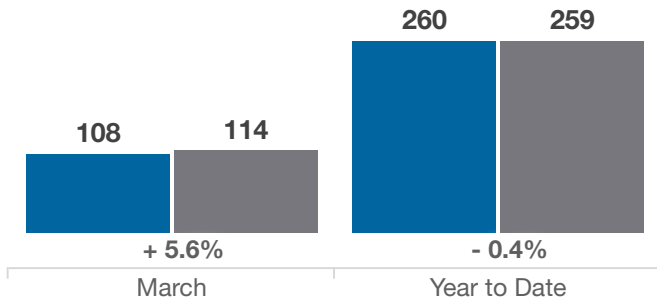
### Inventory of Homes for Sale

■ 2025 ■ 2026



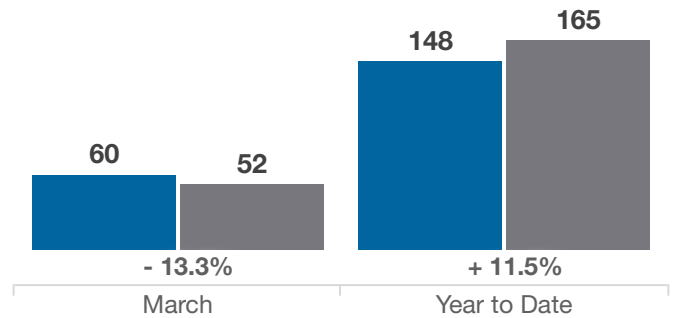
### New Listings

■ 2025 ■ 2026



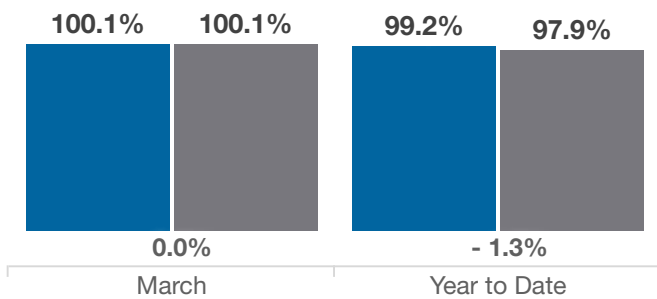
### Single Family Sales

■ 2025 ■ 2026



### Pct. Of Orig. List Price Received

■ 2025 ■ 2026



### Condo Sales

■ 2025 ■ 2026

