

# Local Market Update – March 2026

A RESEARCH TOOL PROVIDED BY THE COLUMBUS REALTORS®  
BASED ON RESIDENTIAL LISTING DATA ONLY



## Worthington (Corp.)

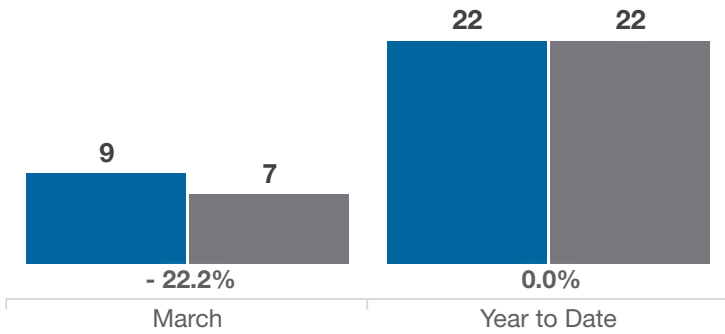
Franklin County

| Key Metrics                              | March     |           |          | Year to Date |             |          |
|--|-----------|-----------|----------|--------------|-------------|----------|
|  | 2025      | 2026      | % Change | Thru 3-2025  | Thru 3-2026 | % Change |
| Closed Sales                             | 9         | 7         | - 22.2%  | 22           | 22          | 0.0%     |
| In Contracts                             | 10        | 12        | + 20.0%  | 27           | 27          | 0.0%     |
| Average Sales Price*                     | \$495,389 | \$422,571 | - 14.7%  | \$514,458    | \$527,636   | + 2.6%   |
| Median Sales Price*                      | \$414,000 | \$430,000 | + 3.9%   | \$419,000    | \$482,500   | + 15.2%  |
| Average Price Per Square Foot*           | \$290.05  | \$265.95  | - 8.3%   | \$279.27     | \$272.59    | - 2.4%   |
| Percent of Original List Price Received* | 104.6%    | 93.9%     | - 10.2%  | 101.7%       | 93.7%       | - 7.9%   |
| Percent of Last List Price Received*     | 105.1%    | 99.1%     | - 5.7%   | 102.4%       | 97.7%       | - 4.6%   |
| Days on Market Until Sale                | 22        | 53        | + 140.9% | 17           | 46          | + 170.6% |
| New Listings                             | 13        | 17        | + 30.8%  | 31           | 24          | - 22.6%  |
| Median List Price of New Listings        | \$529,900 | \$449,900 | - 15.1%  | \$419,900    | \$474,950   | + 13.1%  |
| Median List Price at Time of Sale        | \$414,900 | \$479,000 | + 15.4%  | \$415,000    | \$482,450   | + 16.3%  |
| Inventory of Homes for Sale              | 10        | 8         | - 20.0%  | —            | —           | —        |
| Months Supply of Inventory               | 0.7       | 0.5       | - 28.6%  | —            | —           | —        |

\* Does not account for sale concessions and/or downpayment assistance. | Percent changes are calculated using rounded figures and can sometimes look extreme due to small sample size.

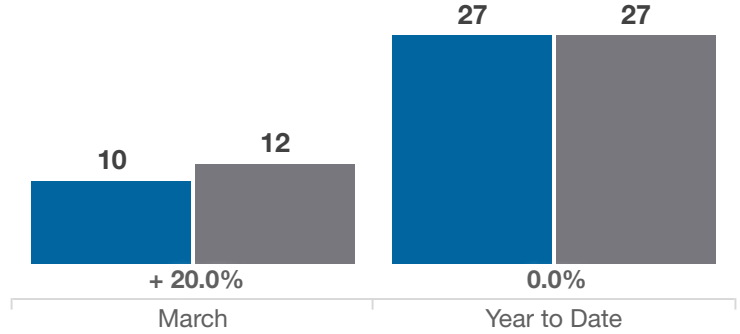
### Closed Sales

■ 2025 ■ 2026



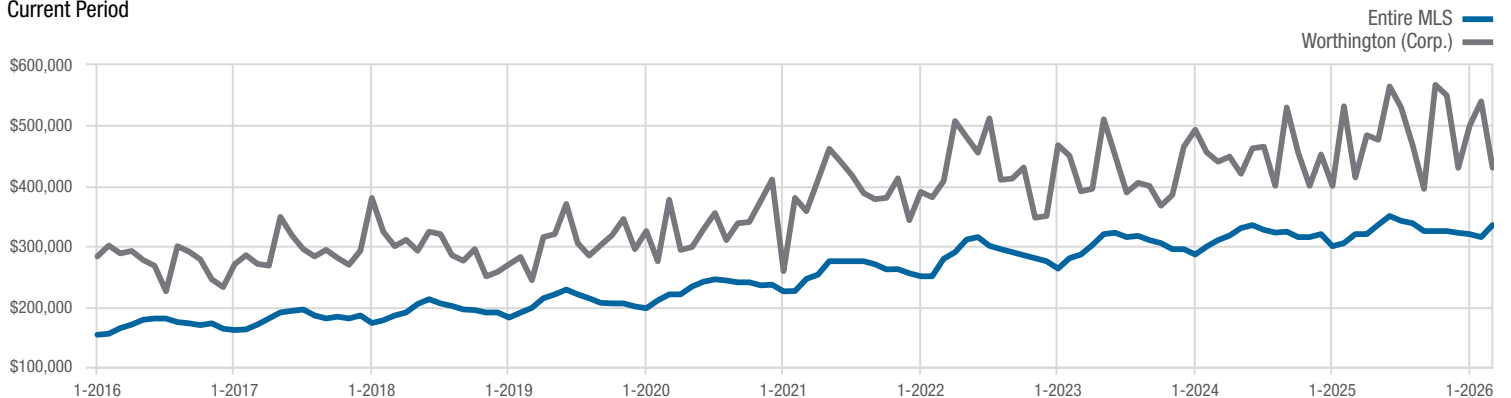
### In Contracts

■ 2025 ■ 2026



### Median Sales Price

Current Period



Each data point represents the median sales price in a given month.

# Local Market Update – March 2026

A RESEARCH TOOL PROVIDED BY THE COLUMBUS REALTORS®  
BASED ON RESIDENTIAL LISTING DATA ONLY

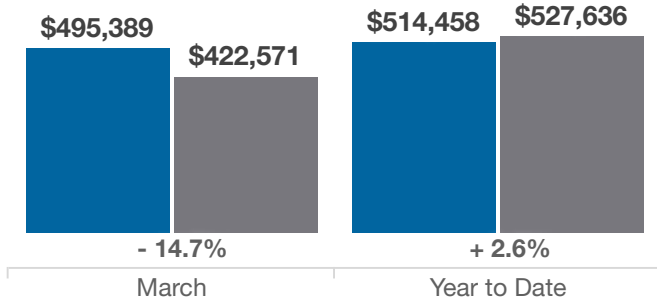


## Worthington (Corp.)

Franklin County

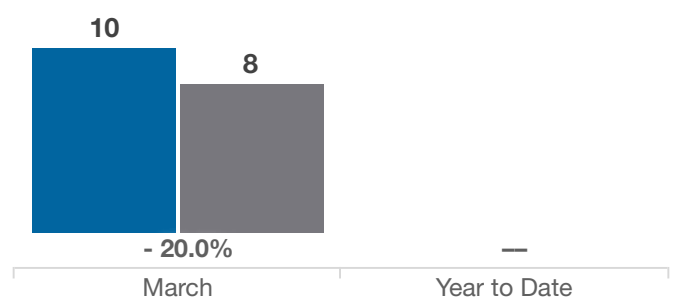
### Average Sales Price

■ 2025 ■ 2026



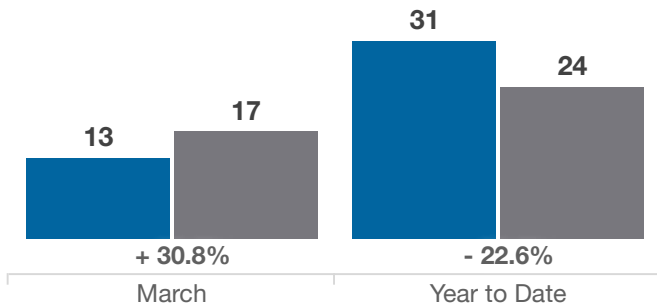
### Inventory of Homes for Sale

■ 2025 ■ 2026



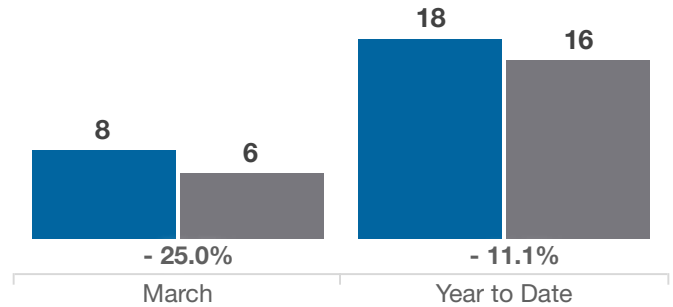
### New Listings

■ 2025 ■ 2026



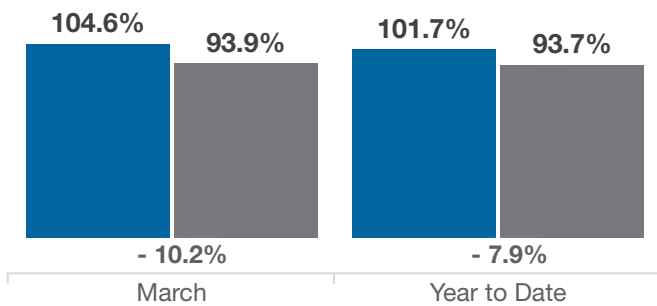
### Single Family Sales

■ 2025 ■ 2026



### Pct. Of Orig. List Price Received

■ 2025 ■ 2026



### Condo Sales

■ 2025 ■ 2026

