

Local Market Update – April 2026

A RESEARCH TOOL PROVIDED BY THE COLUMBUS REALTORS®
BASED ON RESIDENTIAL LISTING DATA ONLY



Canal Winchester City School District

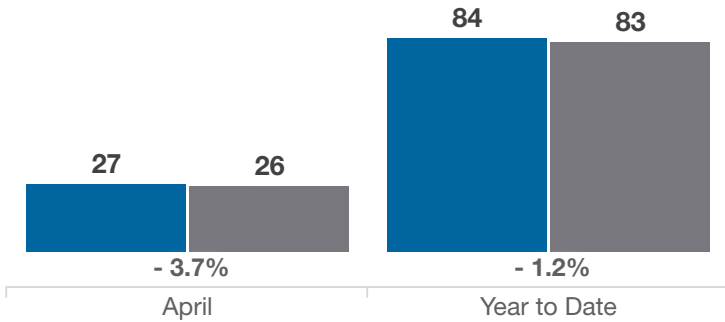
Franklin and Fairfield Counties

Key Metrics	April			Year to Date		
	2025	2026	% Change	Thru 4-2025	Thru 4-2026	% Change
Closed Sales	27	26	- 3.7%	84	83	- 1.2%
In Contracts	34	23	- 32.4%	104	98	- 5.8%
Average Sales Price*	\$335,281	\$356,992	+ 6.5%	\$355,077	\$377,685	+ 6.4%
Median Sales Price*	\$335,000	\$344,900	+ 3.0%	\$344,000	\$368,000	+ 7.0%
Average Price Per Square Foot*	\$186.71	\$213.32	+ 14.3%	\$191.21	\$197.28	+ 3.2%
Percent of Original List Price Received*	99.8%	98.9%	- 0.9%	100.2%	96.5%	- 3.7%
Percent of Last List Price Received*	100.5%	99.9%	- 0.6%	100.8%	98.7%	- 2.1%
Days on Market Until Sale	7	19	+ 171.4%	27	50	+ 85.2%
New Listings	36	37	+ 2.8%	114	104	- 8.8%
Median List Price of New Listings	\$357,400	\$400,000	+ 11.9%	\$350,000	\$366,450	+ 4.7%
Median List Price at Time of Sale	\$339,900	\$347,450	+ 2.2%	\$340,000	\$360,000	+ 5.9%
Inventory of Homes for Sale	27	44	+ 63.0%	—	—	—
Months Supply of Inventory	1.1	1.9	+ 72.7%	—	—	—

* Does not account for sale concessions and/or downpayment assistance. | Percent changes are calculated using rounded figures and can sometimes look extreme due to small sample size.

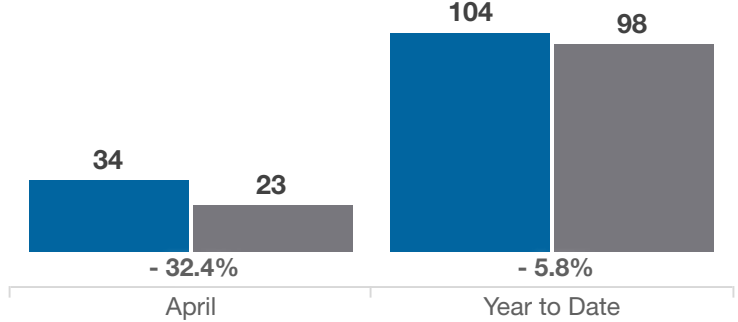
Closed Sales

■ 2025 ■ 2026



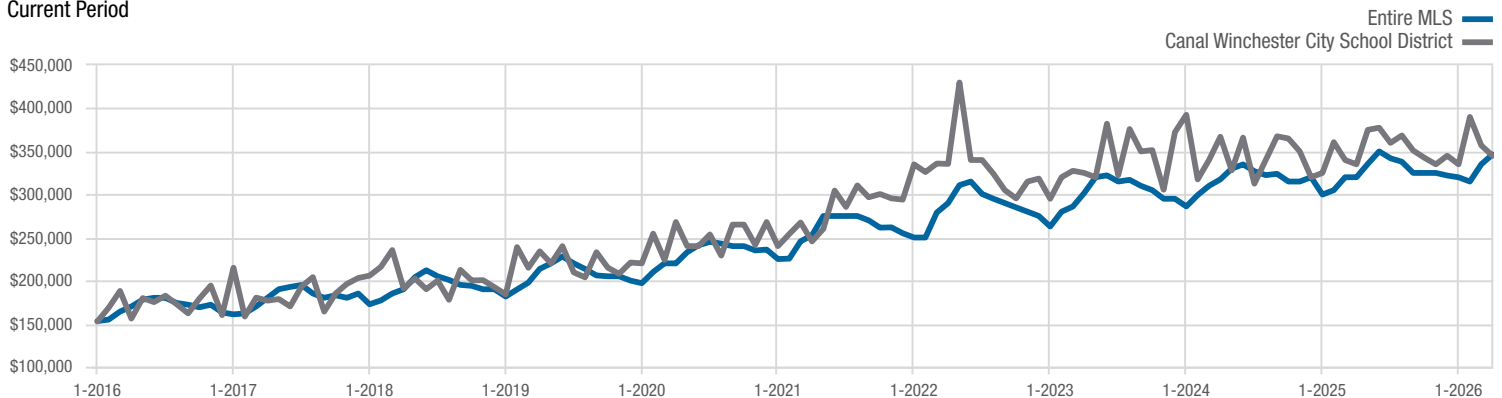
In Contracts

■ 2025 ■ 2026



Median Sales Price

Current Period



Each data point represents the median sales price in a given month.

Local Market Update – April 2026

A RESEARCH TOOL PROVIDED BY THE COLUMBUS REALTORS®
BASED ON RESIDENTIAL LISTING DATA ONLY



Canal Winchester City School District

Franklin and Fairfield Counties

