

Local Market Update – April 2026

A RESEARCH TOOL PROVIDED BY THE COLUMBUS REALTORS®
BASED ON RESIDENTIAL LISTING DATA ONLY



Entire MLS

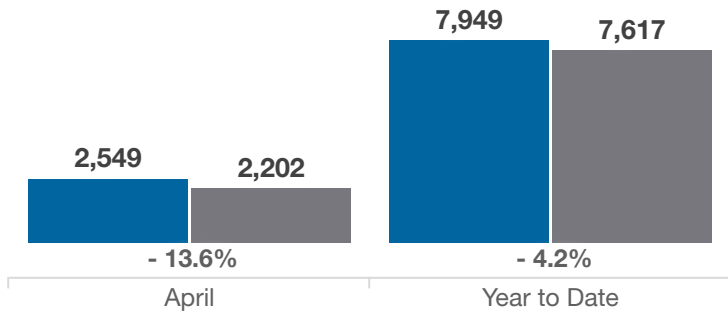
Includes all of Franklin, Delaware, Fayette, Licking, Madison, Morrow, Pickaway and Union Counties, and parts of Athens, Champaign, Clark, Clinton, Fairfield, Hocking, Knox, Logan, Marion, Muskingum, Perry and Ross Counties

Key Metrics	April			Year to Date		
	2025	2026	% Change	Thru 4-2025	Thru 4-2026	% Change
Closed Sales	2,549	2,202	- 13.6%	7,949	7,617	- 4.2%
In Contracts	3,195	2,923	- 8.5%	9,672	9,820	+ 1.5%
Average Sales Price*	\$374,273	\$396,480	+ 5.9%	\$362,018	\$376,875	+ 4.1%
Median Sales Price*	\$320,000	\$346,500	+ 8.3%	\$312,100	\$329,900	+ 5.7%
Average Price Per Square Foot*	\$208.42	\$214.80	+ 3.1%	\$204.08	\$206.98	+ 1.4%
Percent of Original List Price Received*	98.3%	97.9%	- 0.4%	97.2%	96.6%	- 0.6%
Percent of Last List Price Received*	99.7%	99.5%	- 0.2%	99.1%	98.8%	- 0.3%
Days on Market Until Sale	32	39	+ 21.9%	38	45	+ 18.4%
New Listings	3,703	3,992	+ 7.8%	11,475	11,803	+ 2.9%
Median List Price of New Listings	\$354,900	\$355,995	+ 0.3%	\$335,000	\$344,900	+ 3.0%
Median List Price at Time of Sale	\$319,900	\$349,900	+ 9.4%	\$314,900	\$330,000	+ 4.8%
Inventory of Homes for Sale	4,432	5,027	+ 13.4%	—	—	—
Months Supply of Inventory	1.8	2.0	+ 11.1%	—	—	—

* Does not account for sale concessions and/or downpayment assistance. | Percent changes are calculated using rounded figures and can sometimes look extreme due to small sample size.

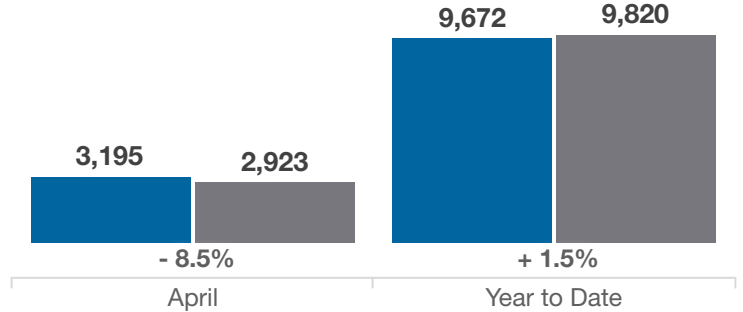
Closed Sales

■ 2025 ■ 2026



In Contracts

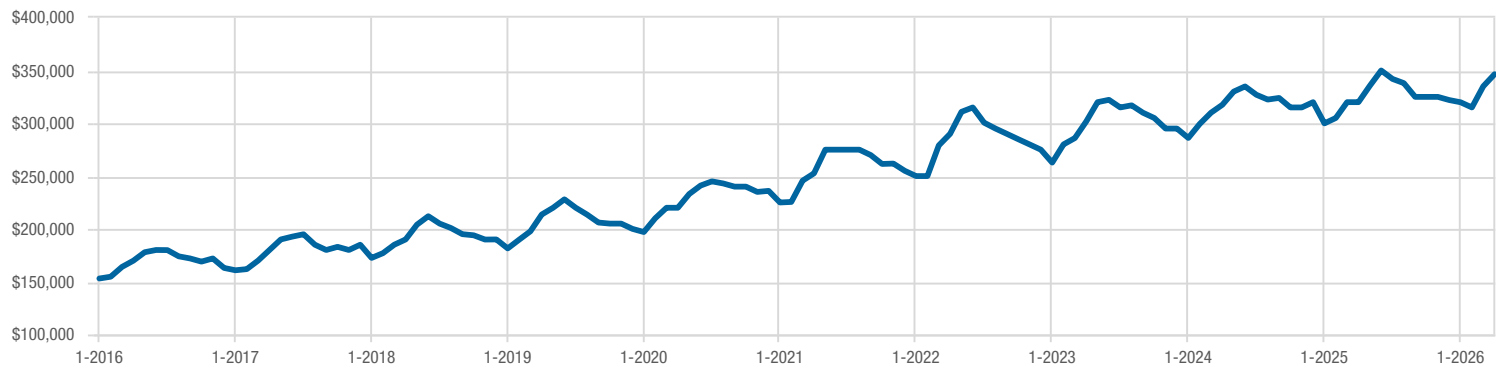
■ 2025 ■ 2026



Median Sales Price

Current Period

Entire MLS —



Each data point represents the median sales price in a given month.

Local Market Update – April 2026

A RESEARCH TOOL PROVIDED BY THE COLUMBUS REALTORS®
BASED ON RESIDENTIAL LISTING DATA ONLY

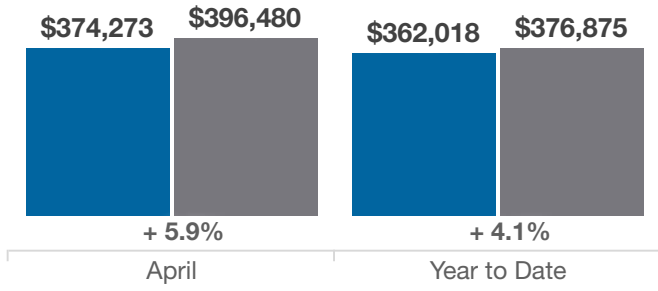


Entire MLS

Includes all of Franklin, Delaware, Fayette, Licking, Madison, Morrow, Pickaway and Union Counties, and parts of Athens, Champaign, Clark, Clinton, Fairfield, Hocking, Knox, Logan, Marion, Muskingum, Perry and Ross Counties

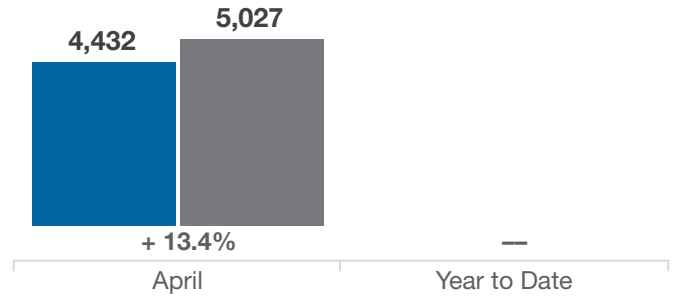
Average Sales Price

■ 2025 ■ 2026



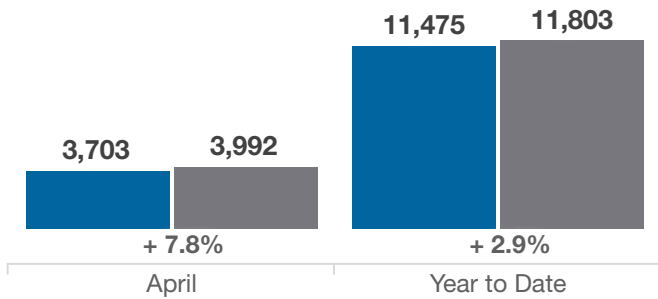
Inventory of Homes for Sale

■ 2025 ■ 2026



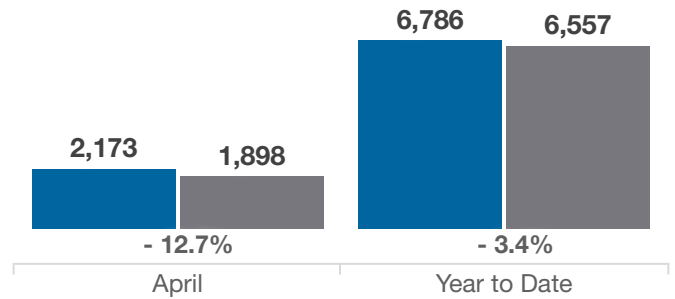
New Listings

■ 2025 ■ 2026



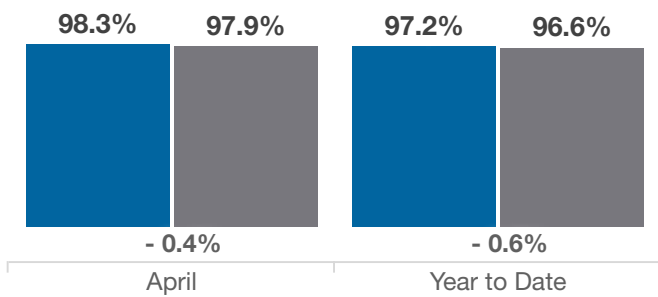
Single Family Sales

■ 2025 ■ 2026



Pct. Of Orig. List Price Received

■ 2025 ■ 2026



Condo Sales

■ 2025 ■ 2026

