

Local Market Update – April 2026

A RESEARCH TOOL PROVIDED BY THE COLUMBUS REALTORS®
BASED ON RESIDENTIAL LISTING DATA ONLY

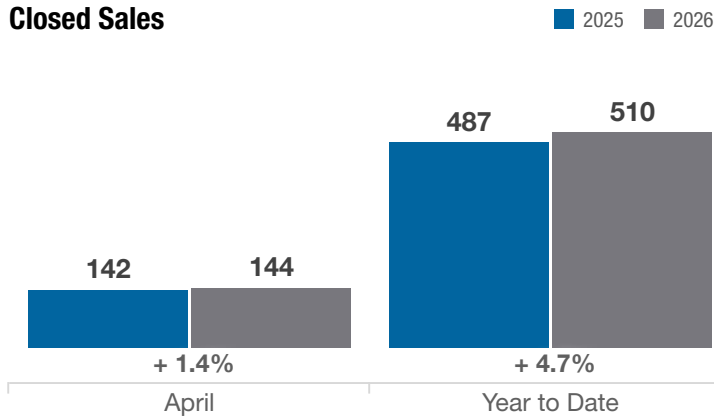


Fairfield County

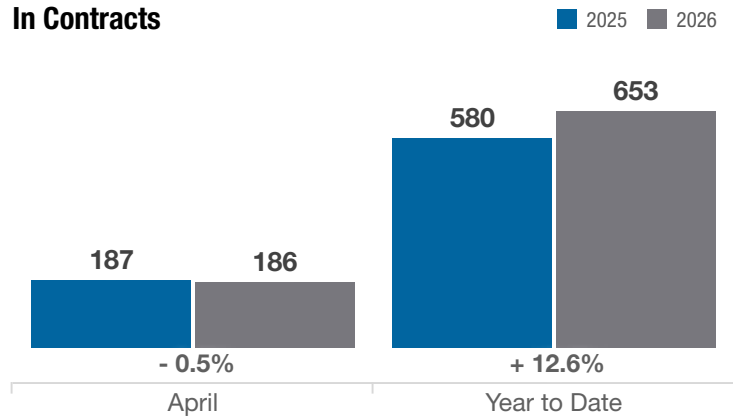
Key Metrics	April			Year to Date		
	2025	2026	% Change	Thru 4-2025	Thru 4-2026	% Change
Closed Sales	142	144	+ 1.4%	487	510	+ 4.7%
In Contracts	187	186	- 0.5%	580	653	+ 12.6%
Average Sales Price*	\$347,300	\$368,157	+ 6.0%	\$336,552	\$362,203	+ 7.6%
Median Sales Price*	\$350,000	\$359,999	+ 2.9%	\$330,000	\$354,950	+ 7.6%
Average Price Per Square Foot*	\$199.25	\$201.80	+ 1.3%	\$188.52	\$190.65	+ 1.1%
Percent of Original List Price Received*	97.8%	97.8%	0.0%	97.0%	96.4%	- 0.6%
Percent of Last List Price Received*	99.2%	99.5%	+ 0.3%	99.0%	98.5%	- 0.5%
Days on Market Until Sale	28	29	+ 3.6%	39	40	+ 2.6%
New Listings	223	263	+ 17.9%	657	744	+ 13.2%
Median List Price of New Listings	\$402,500	\$385,900	- 4.1%	\$354,900	\$366,250	+ 3.2%
Median List Price at Time of Sale	\$352,450	\$359,500	+ 2.0%	\$330,000	\$354,950	+ 7.6%
Inventory of Homes for Sale	221	267	+ 20.8%	—	—	—
Months Supply of Inventory	1.4	1.5	+ 7.1%	—	—	—

* Does not account for sale concessions and/or downpayment assistance. | Percent changes are calculated using rounded figures and can sometimes look extreme due to small sample size.

Closed Sales

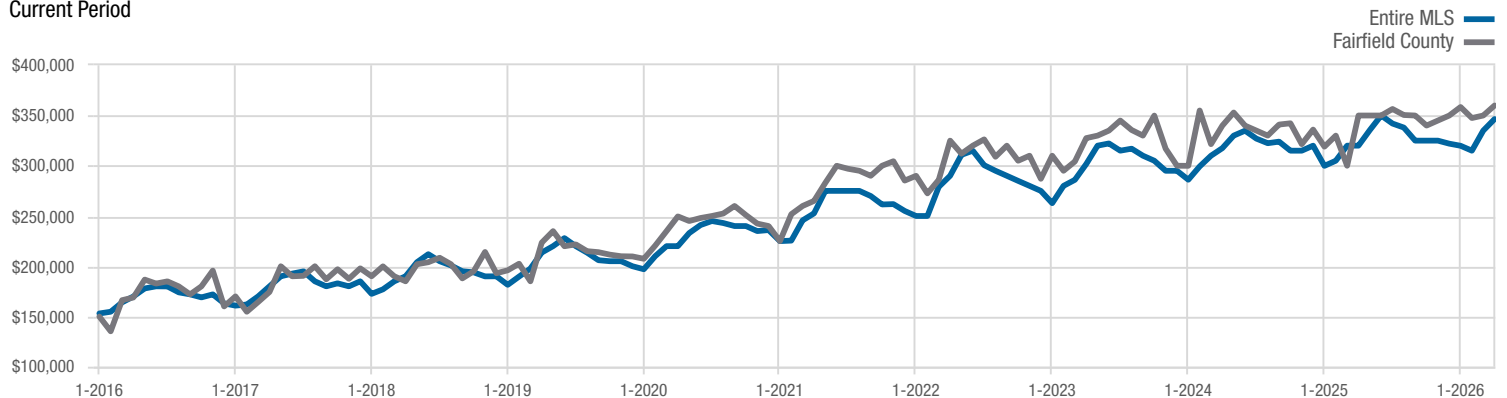


In Contracts



Median Sales Price

Current Period



Each data point represents the median sales price in a given month.

Local Market Update – April 2026

A RESEARCH TOOL PROVIDED BY THE COLUMBUS REALTORS®
BASED ON RESIDENTIAL LISTING DATA ONLY



Fairfield County

