

# Local Market Update – April 2026

A RESEARCH TOOL PROVIDED BY THE COLUMBUS REALTORS®  
BASED ON RESIDENTIAL LISTING DATA ONLY



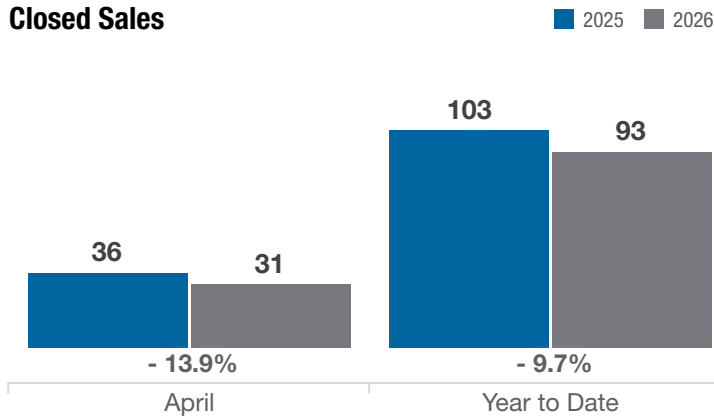
## Gahanna (Corp.)

Franklin County

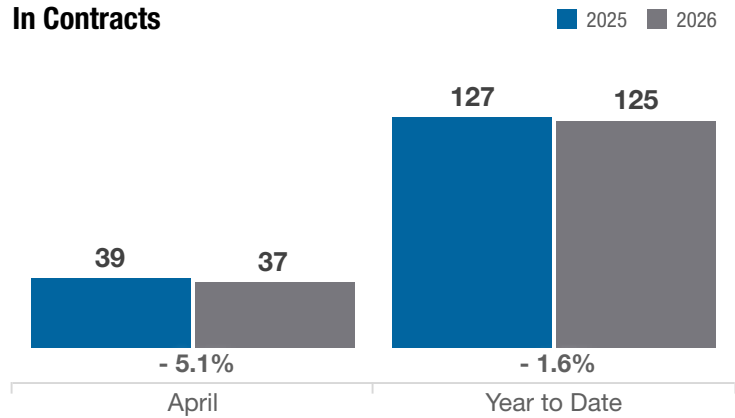
Key Metrics	April			Year to Date		
	2025	2026	% Change	Thru 4-2025	Thru 4-2026	% Change
Closed Sales	36	31	- 13.9%	103	93	- 9.7%
In Contracts	39	37	- 5.1%	127	125	- 1.6%
Average Sales Price*	\$434,522	\$396,994	- 8.6%	\$413,437	\$431,228	+ 4.3%
Median Sales Price*	\$417,500	\$390,000	- 6.6%	\$380,000	\$400,000	+ 5.3%
Average Price Per Square Foot*	\$228.35	\$217.58	- 4.7%	\$215.60	\$219.44	+ 1.8%
Percent of Original List Price Received*	101.3%	98.9%	- 2.4%	98.9%	97.6%	- 1.3%
Percent of Last List Price Received*	101.8%	100.3%	- 1.5%	100.2%	99.6%	- 0.6%
Days on Market Until Sale	14	26	+ 85.7%	27	33	+ 22.2%
New Listings	49	49	0.0%	128	132	+ 3.1%
Median List Price of New Listings	\$399,900	\$398,250	- 0.4%	\$387,450	\$399,000	+ 3.0%
Median List Price at Time of Sale	\$404,950	\$389,900	- 3.7%	\$375,000	\$400,000	+ 6.7%
Inventory of Homes for Sale	27	27	0.0%	—	—	—
Months Supply of Inventory	0.8	0.8	0.0%	—	—	—

\* Does not account for sale concessions and/or downpayment assistance. | Percent changes are calculated using rounded figures and can sometimes look extreme due to small sample size.

### Closed Sales

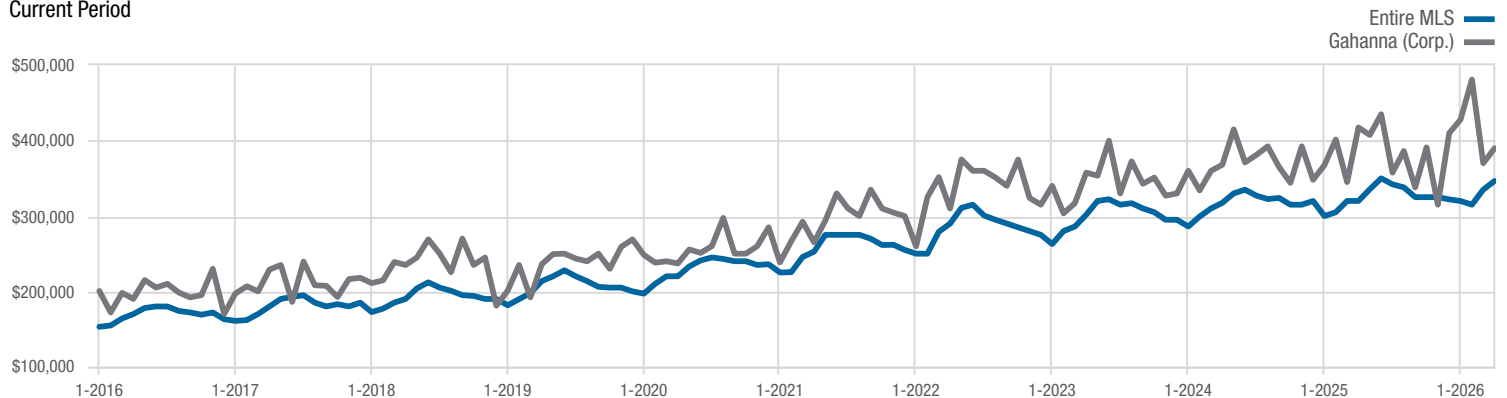


### In Contracts



### Median Sales Price

Current Period



Each data point represents the median sales price in a given month.

# Local Market Update – April 2026

A RESEARCH TOOL PROVIDED BY THE COLUMBUS REALTORS®  
BASED ON RESIDENTIAL LISTING DATA ONLY

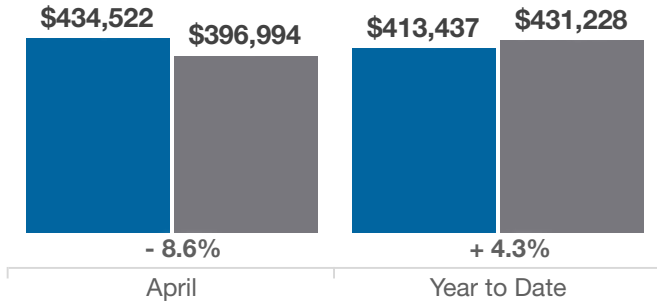


## Gahanna (Corp.)

Franklin County

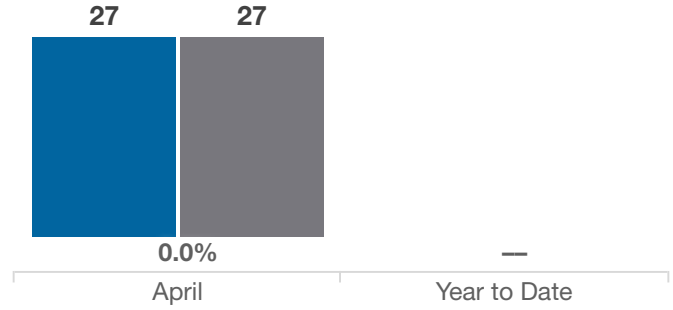
### Average Sales Price

■ 2025 ■ 2026



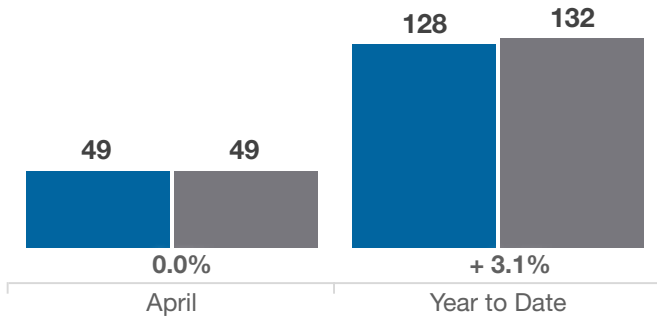
### Inventory of Homes for Sale

■ 2025 ■ 2026



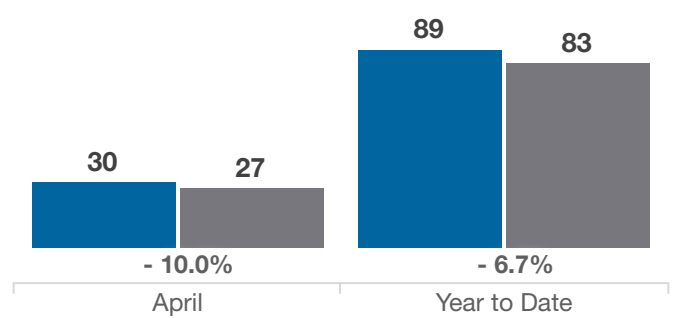
### New Listings

■ 2025 ■ 2026



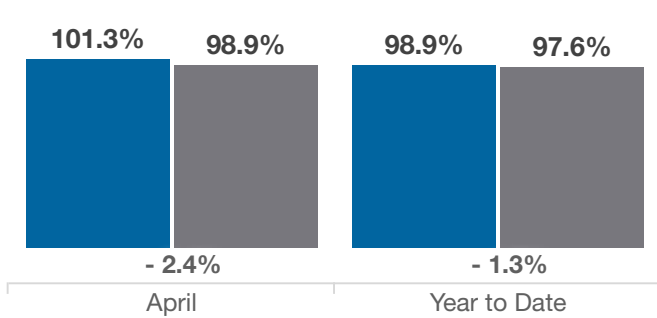
### Single Family Sales

■ 2025 ■ 2026



### Pct. Of Orig. List Price Received

■ 2025 ■ 2026



### Condo Sales

■ 2025 ■ 2026

