

Local Market Update – April 2026

A RESEARCH TOOL PROVIDED BY THE COLUMBUS REALTORS®
BASED ON RESIDENTIAL LISTING DATA ONLY



Gahanna Jefferson City School District

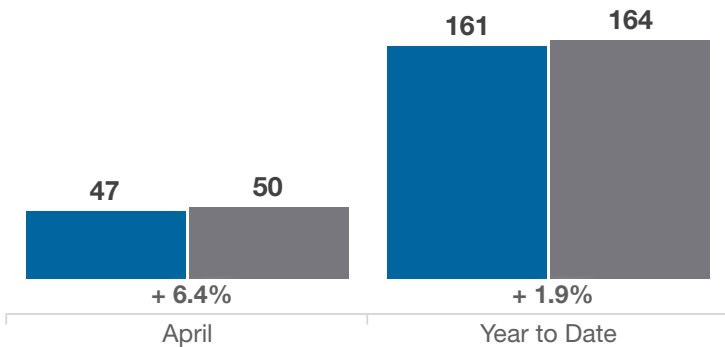
Franklin County

Key Metrics	April			Year to Date		
	2025	2026	% Change	Thru 4-2025	Thru 4-2026	% Change
Closed Sales	47	50	+ 6.4%	161	164	+ 1.9%
In Contracts	63	55	- 12.7%	194	213	+ 9.8%
Average Sales Price*	\$452,353	\$495,072	+ 9.4%	\$441,856	\$536,713	+ 21.5%
Median Sales Price*	\$430,000	\$432,450	+ 0.6%	\$399,500	\$445,000	+ 11.4%
Average Price Per Square Foot*	\$238.50	\$229.27	- 3.9%	\$222.10	\$226.88	+ 2.2%
Percent of Original List Price Received*	100.6%	98.3%	- 2.3%	98.3%	97.5%	- 0.8%
Percent of Last List Price Received*	101.9%	99.7%	- 2.2%	100.2%	99.4%	- 0.8%
Days on Market Until Sale	19	28	+ 47.4%	34	39	+ 14.7%
New Listings	76	80	+ 5.3%	214	224	+ 4.7%
Median List Price of New Listings	\$422,500	\$412,450	- 2.4%	\$415,000	\$434,450	+ 4.7%
Median List Price at Time of Sale	\$425,000	\$424,950	- 0.0%	\$389,900	\$446,950	+ 14.6%
Inventory of Homes for Sale	76	67	- 11.8%	—	—	—
Months Supply of Inventory	1.5	1.2	- 20.0%	—	—	—

* Does not account for sale concessions and/or downpayment assistance. | Percent changes are calculated using rounded figures and can sometimes look extreme due to small sample size.

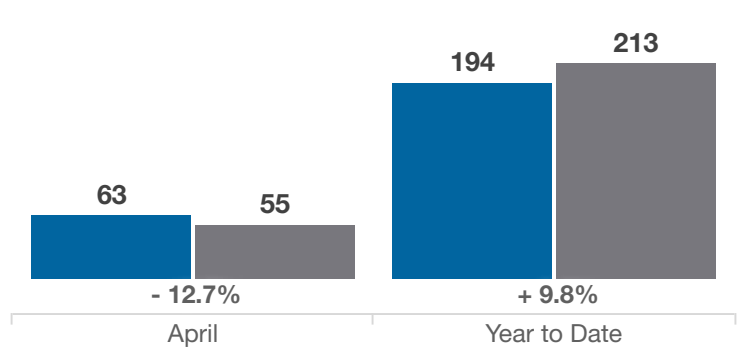
Closed Sales

■ 2025 ■ 2026



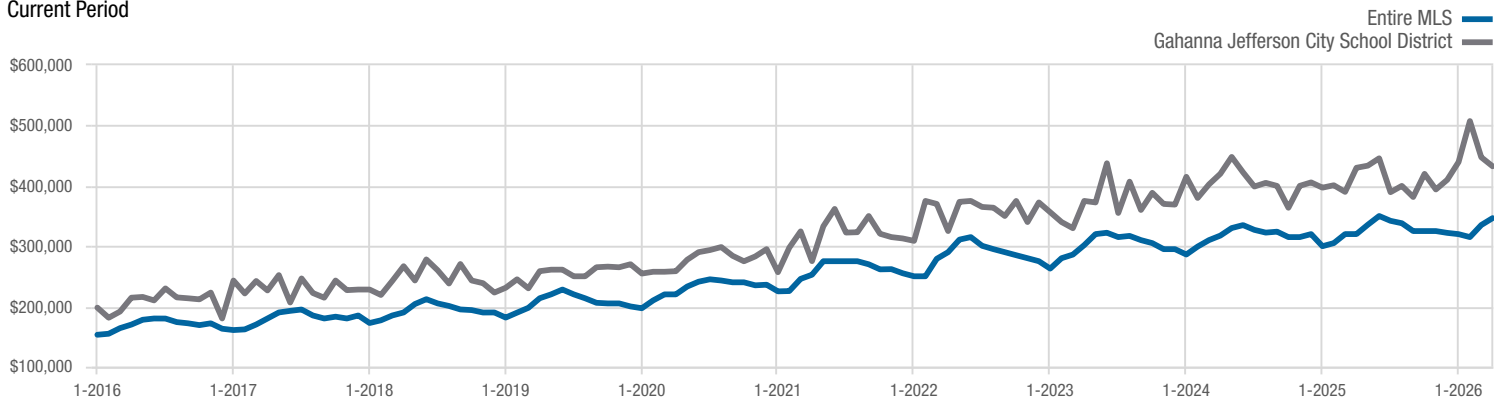
In Contracts

■ 2025 ■ 2026



Median Sales Price

Current Period



Each data point represents the median sales price in a given month.

Local Market Update – April 2026

A RESEARCH TOOL PROVIDED BY THE COLUMBUS REALTORS®
BASED ON RESIDENTIAL LISTING DATA ONLY

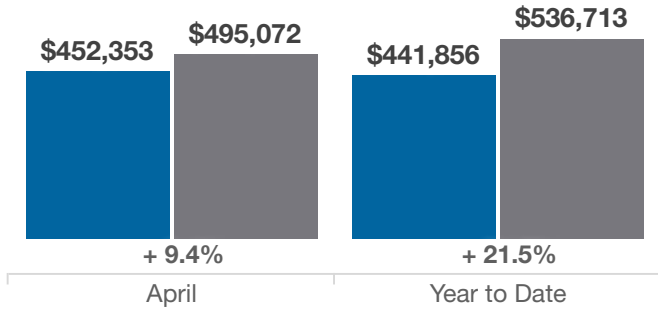


Gahanna Jefferson City School District

Franklin County

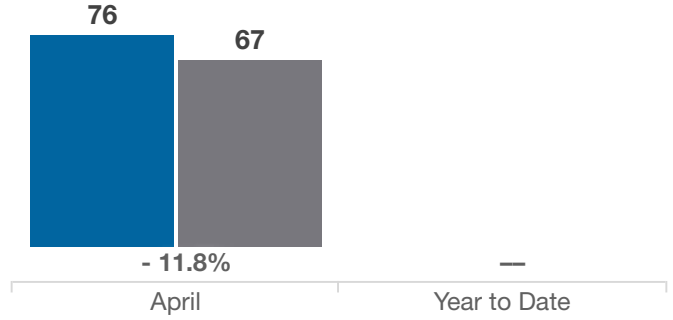
Average Sales Price

■ 2025 ■ 2026



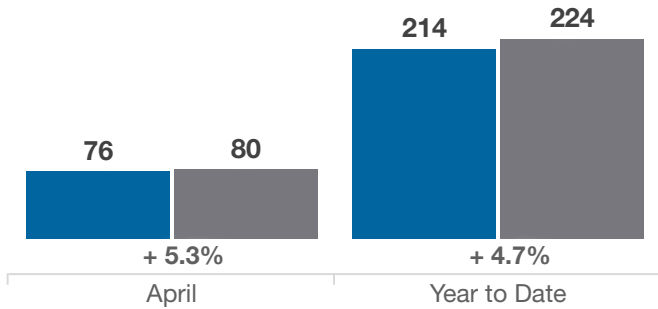
Inventory of Homes for Sale

■ 2025 ■ 2026



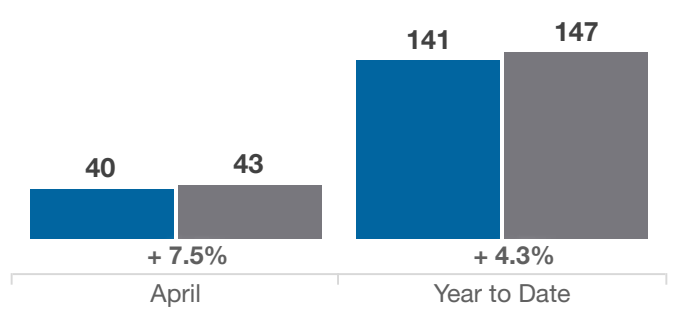
New Listings

■ 2025 ■ 2026



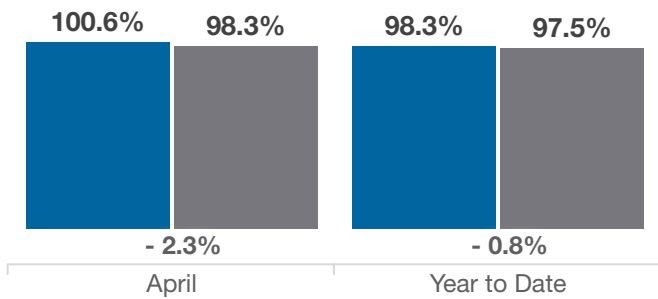
Single Family Sales

■ 2025 ■ 2026



Pct. Of Orig. List Price Received

■ 2025 ■ 2026



Condo Sales

■ 2025 ■ 2026

