

Local Market Update – April 2026

A RESEARCH TOOL PROVIDED BY THE COLUMBUS REALTORS®
BASED ON RESIDENTIAL LISTING DATA ONLY



Jonathan Alder Local School District (Plain City)

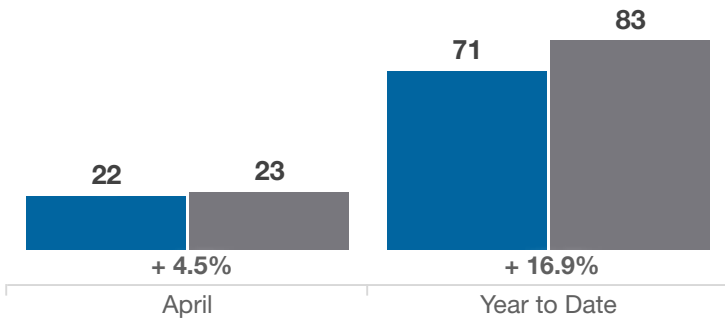
Madison and Union Counties

Key Metrics	April			Year to Date		
	2025	2026	% Change	Thru 4-2025	Thru 4-2026	% Change
Closed Sales	22	23	+ 4.5%	71	83	+ 16.9%
In Contracts	22	24	+ 9.1%	91	108	+ 18.7%
Average Sales Price*	\$462,360	\$455,331	- 1.5%	\$472,328	\$456,529	- 3.3%
Median Sales Price*	\$451,303	\$460,940	+ 2.1%	\$455,965	\$458,381	+ 0.5%
Average Price Per Square Foot*	\$221.23	\$212.24	- 4.1%	\$229.18	\$211.01	- 7.9%
Percent of Original List Price Received*	98.9%	97.6%	- 1.3%	98.2%	97.3%	- 0.9%
Percent of Last List Price Received*	99.7%	98.6%	- 1.1%	100.2%	99.0%	- 1.2%
Days on Market Until Sale	57	81	+ 42.1%	88	78	- 11.4%
New Listings	46	23	- 50.0%	112	91	- 18.8%
Median List Price of New Listings	\$460,645	\$491,500	+ 6.7%	\$462,190	\$473,990	+ 2.6%
Median List Price at Time of Sale	\$456,095	\$462,740	+ 1.5%	\$459,310	\$463,210	+ 0.8%
Inventory of Homes for Sale	57	45	- 21.1%	—	—	—
Months Supply of Inventory	2.7	1.8	- 33.3%	—	—	—

* Does not account for sale concessions and/or downpayment assistance. | Percent changes are calculated using rounded figures and can sometimes look extreme due to small sample size.

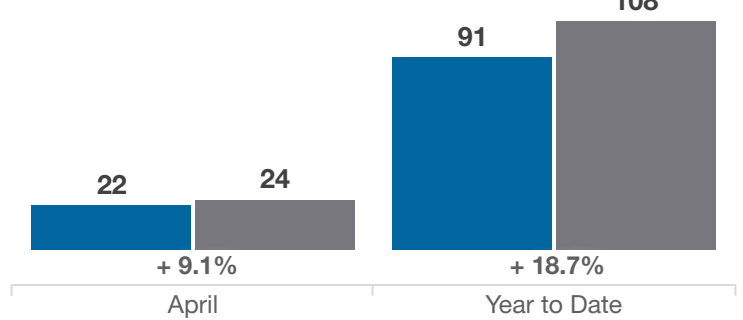
Closed Sales

■ 2025 ■ 2026



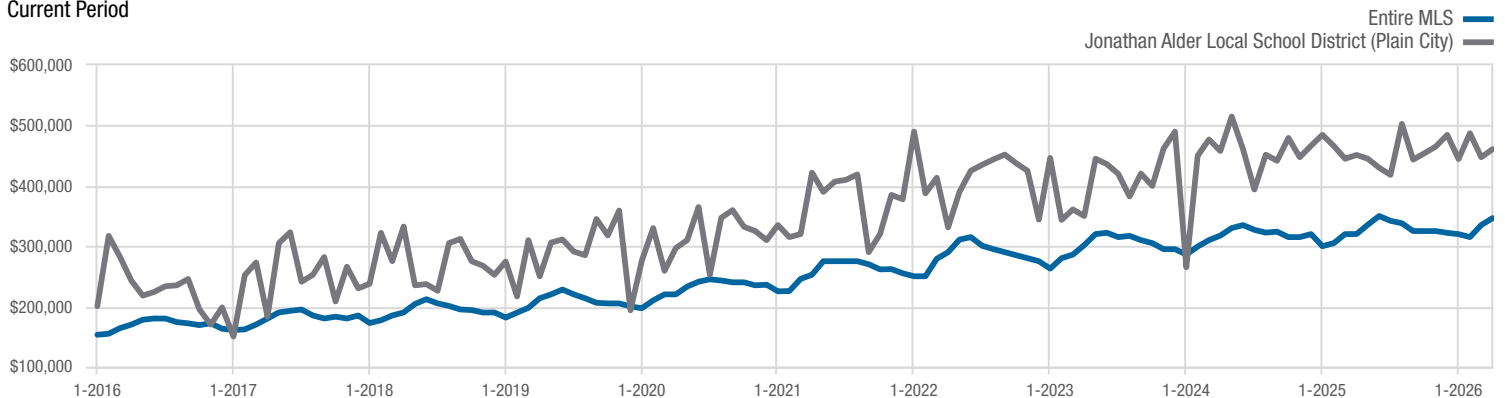
In Contracts

■ 2025 ■ 2026



Median Sales Price

Current Period



Each data point represents the median sales price in a given month.

Local Market Update – April 2026

A RESEARCH TOOL PROVIDED BY THE COLUMBUS REALTORS®
BASED ON RESIDENTIAL LISTING DATA ONLY



Jonathan Alder Local School District (Plain City)

Madison and Union Counties

