

Local Market Update – April 2026

A RESEARCH TOOL PROVIDED BY THE COLUMBUS REALTORS®
BASED ON RESIDENTIAL LISTING DATA ONLY



Madison Plains Local School District

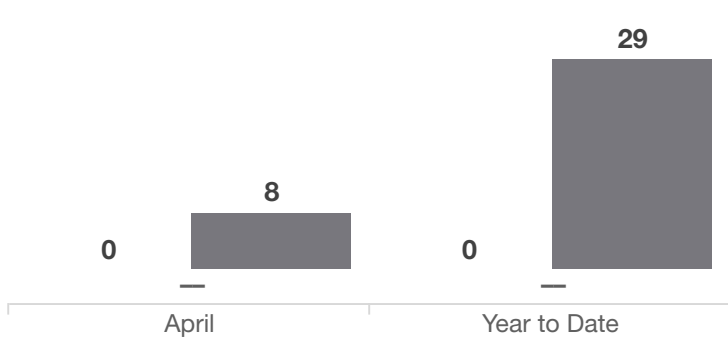
Madison County

Key Metrics	April			Year to Date		
	2025	2026	% Change	Thru 4-2025	Thru 4-2026	% Change
Closed Sales	0	8	—	0	29	—
In Contracts	0	7	—	0	27	—
Average Sales Price*	—	\$254,238	—	—	\$319,877	—
Median Sales Price*	—	\$269,950	—	—	\$249,950	—
Average Price Per Square Foot*	—	\$152.57	—	—	\$182.02	—
Percent of Original List Price Received*	—	95.6%	—	—	96.0%	—
Percent of Last List Price Received*	—	99.2%	—	—	98.3%	—
Days on Market Until Sale	—	22	—	—	37	—
New Listings	0	8	—	0	29	—
Median List Price of New Listings	—	\$283,000	—	—	\$289,997	—
Median List Price at Time of Sale	—	\$269,949	—	—	\$249,950	—
Inventory of Homes for Sale	0	11	—	—	—	—
Months Supply of Inventory	—	1.5	—	—	—	—

* Does not account for sale concessions and/or downpayment assistance. | Percent changes are calculated using rounded figures and can sometimes look extreme due to small sample size.

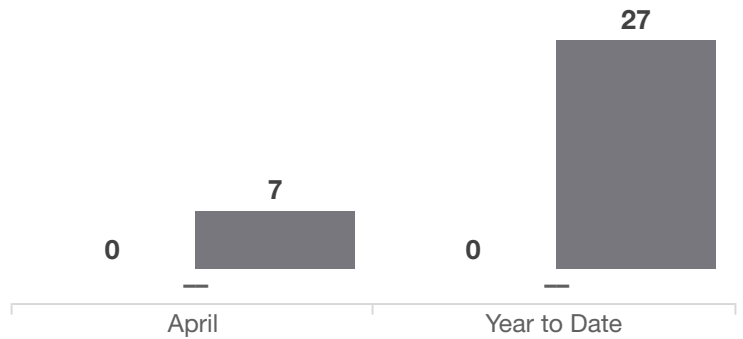
Closed Sales

■ 2025 ■ 2026



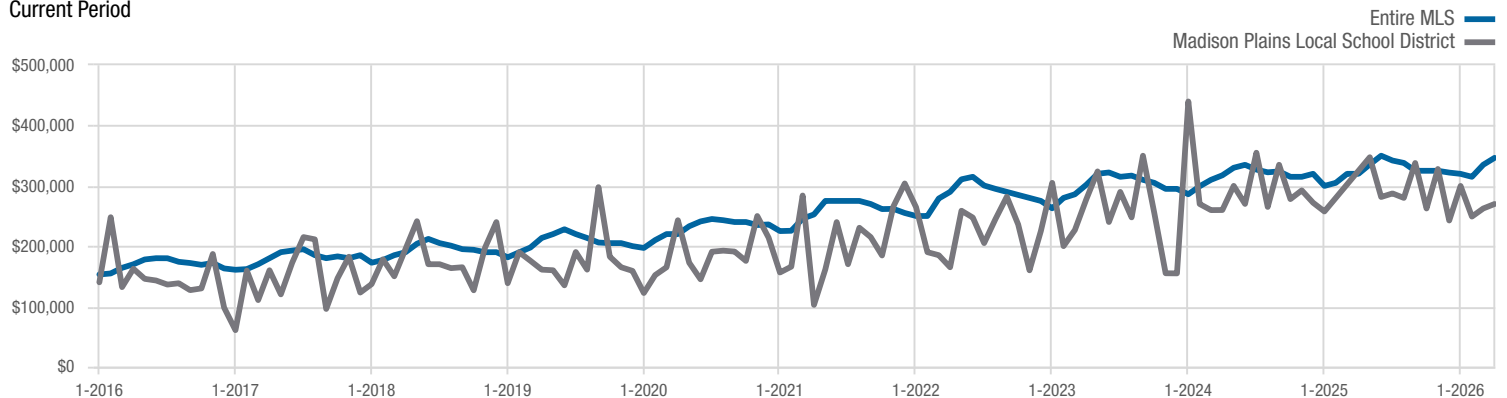
In Contracts

■ 2025 ■ 2026



Median Sales Price

Current Period



Each data point represents the median sales price in a given month.

Local Market Update – April 2026

A RESEARCH TOOL PROVIDED BY THE COLUMBUS REALTORS®
BASED ON RESIDENTIAL LISTING DATA ONLY

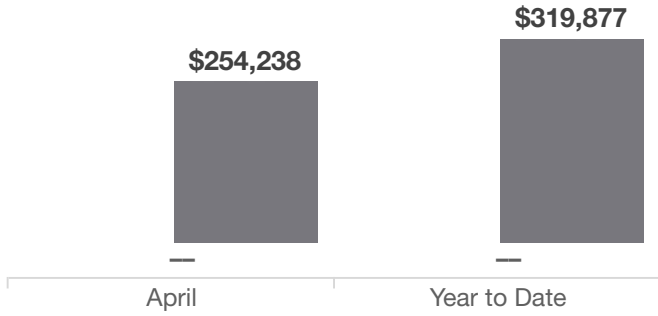


Madison Plains Local School District

Madison County

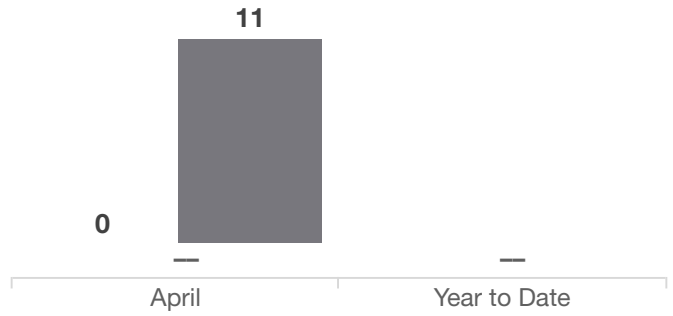
Average Sales Price

■ 2025 ■ 2026



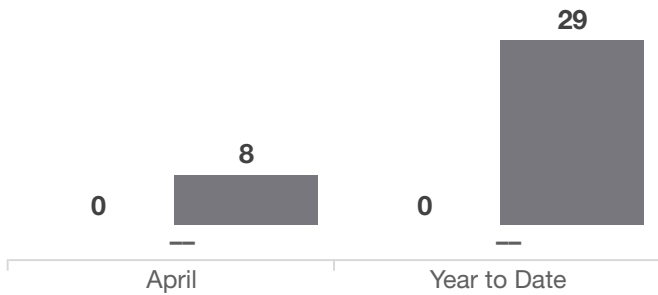
Inventory of Homes for Sale

■ 2025 ■ 2026



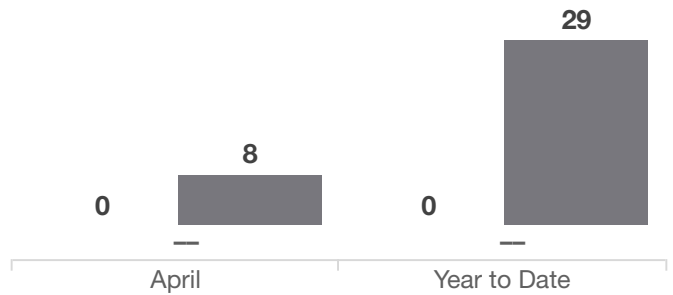
New Listings

■ 2025 ■ 2026



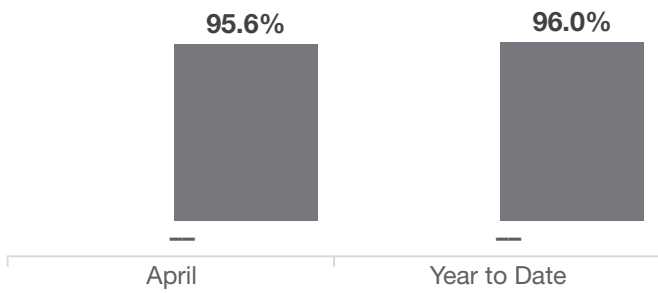
Single Family Sales

■ 2025 ■ 2026



Pct. Of Orig. List Price Received

■ 2025 ■ 2026



Condo Sales

■ 2025 ■ 2026

