

Local Market Update – April 2026

A RESEARCH TOOL PROVIDED BY THE COLUMBUS REALTORS®
BASED ON RESIDENTIAL LISTING DATA ONLY



Miami Trace Local School District

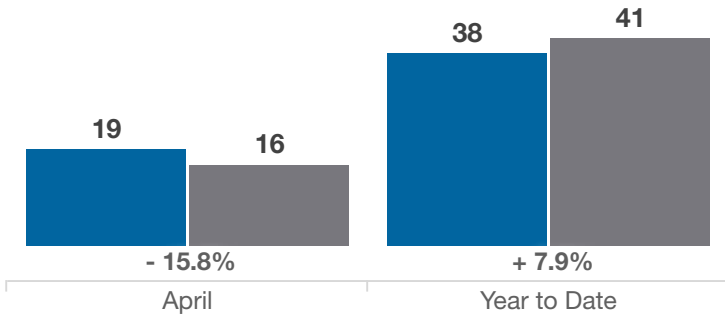
Fayette, Madison, Pickaway and Ross Counties

Key Metrics	April			Year to Date		
	2025	2026	% Change	Thru 4-2025	Thru 4-2026	% Change
Closed Sales	19	16	- 15.8%	38	41	+ 7.9%
In Contracts	25	25	0.0%	51	59	+ 15.7%
Average Sales Price*	\$235,368	\$301,288	+ 28.0%	\$233,939	\$273,498	+ 16.9%
Median Sales Price*	\$198,000	\$285,000	+ 43.9%	\$196,500	\$255,000	+ 29.8%
Average Price Per Square Foot*	\$141.60	\$167.50	+ 18.3%	\$139.40	\$167.29	+ 20.0%
Percent of Original List Price Received*	90.5%	93.5%	+ 3.3%	90.9%	91.6%	+ 0.8%
Percent of Last List Price Received*	94.2%	95.1%	+ 1.0%	94.0%	94.9%	+ 1.0%
Days on Market Until Sale	39	45	+ 15.4%	35	60	+ 71.4%
New Listings	12	32	+ 166.7%	58	72	+ 24.1%
Median List Price of New Listings	\$222,450	\$304,900	+ 37.1%	\$224,500	\$287,250	+ 28.0%
Median List Price at Time of Sale	\$220,000	\$304,900	+ 38.6%	\$207,500	\$250,000	+ 20.5%
Inventory of Homes for Sale	18	30	+ 66.7%	—	—	—
Months Supply of Inventory	1.5	2.4	+ 60.0%	—	—	—

* Does not account for sale concessions and/or downpayment assistance. | Percent changes are calculated using rounded figures and can sometimes look extreme due to small sample size.

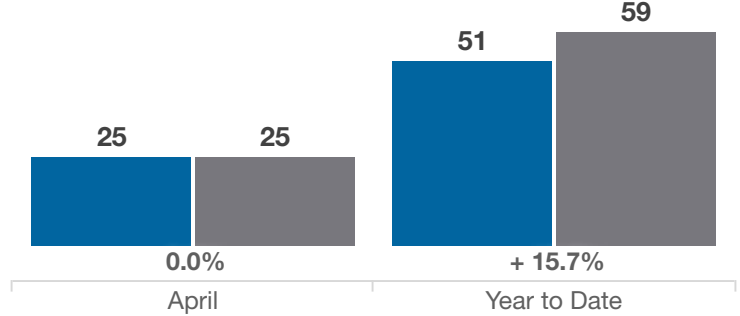
Closed Sales

■ 2025 ■ 2026



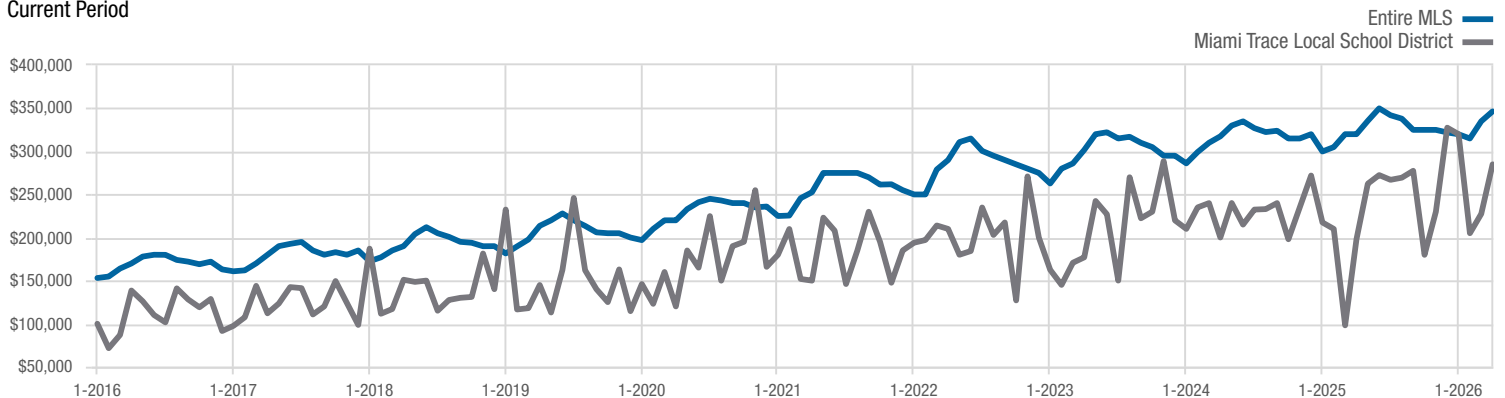
In Contracts

■ 2025 ■ 2026



Median Sales Price

Current Period



Each data point represents the median sales price in a given month.

Local Market Update – April 2026

A RESEARCH TOOL PROVIDED BY THE COLUMBUS REALTORS®
BASED ON RESIDENTIAL LISTING DATA ONLY

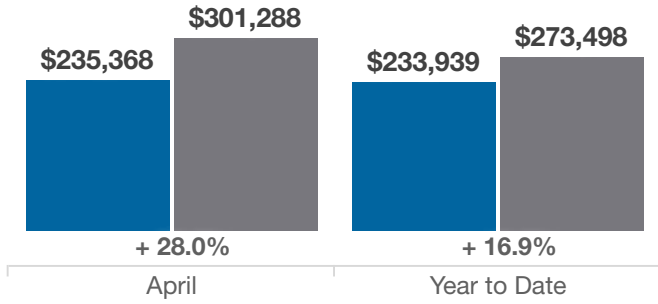


Miami Trace Local School District

Fayette, Madison, Pickaway and Ross Counties

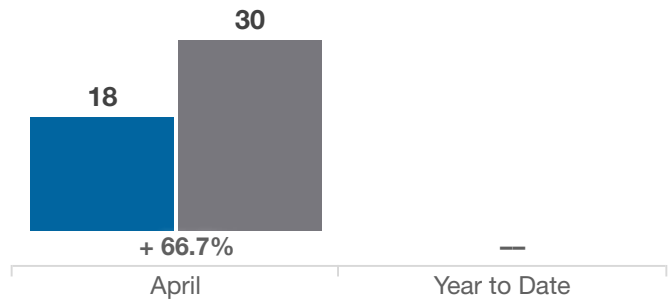
Average Sales Price

■ 2025 ■ 2026



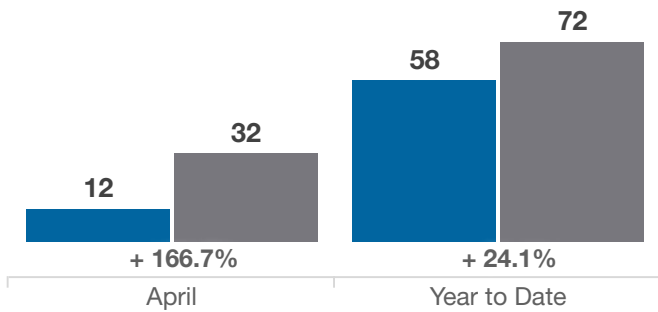
Inventory of Homes for Sale

■ 2025 ■ 2026



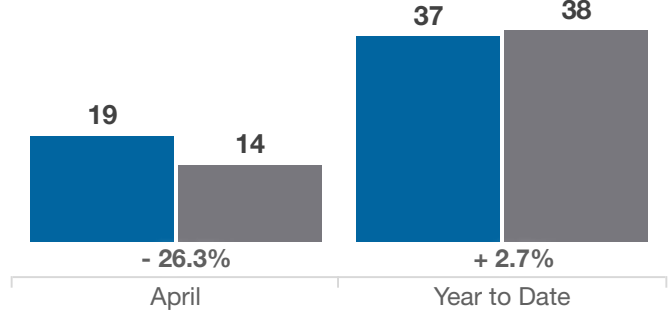
New Listings

■ 2025 ■ 2026



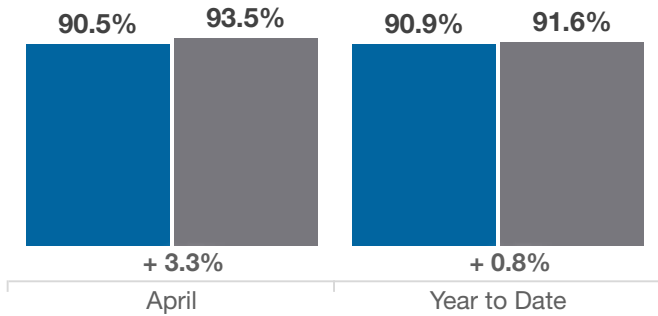
Single Family Sales

■ 2025 ■ 2026



Pct. Of Orig. List Price Received

■ 2025 ■ 2026



Condo Sales

■ 2025 ■ 2026

