

Local Market Update – April 2026

A RESEARCH TOOL PROVIDED BY THE COLUMBUS REALTORS®
BASED ON RESIDENTIAL LISTING DATA ONLY



Pickerington Local School District

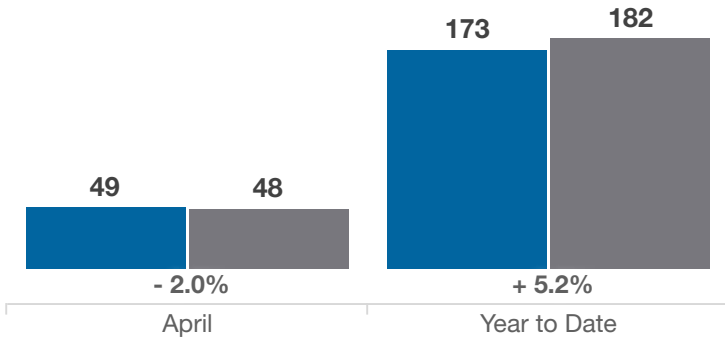
Franklin and Fairfield Counties

Key Metrics	April			Year to Date		
	2025	2026	% Change	Thru 4-2025	Thru 4-2026	% Change
Closed Sales	49	48	- 2.0%	173	182	+ 5.2%
In Contracts	66	71	+ 7.6%	209	246	+ 17.7%
Average Sales Price*	\$434,382	\$447,704	+ 3.1%	\$433,782	\$428,229	- 1.3%
Median Sales Price*	\$425,000	\$452,698	+ 6.5%	\$413,500	\$419,500	+ 1.5%
Average Price Per Square Foot*	\$191.33	\$190.83	- 0.3%	\$192.90	\$189.86	- 1.6%
Percent of Original List Price Received*	98.4%	98.9%	+ 0.5%	98.7%	98.1%	- 0.6%
Percent of Last List Price Received*	99.6%	99.7%	+ 0.1%	100.0%	99.5%	- 0.5%
Days on Market Until Sale	31	29	- 6.5%	39	42	+ 7.7%
New Listings	86	103	+ 19.8%	237	273	+ 15.2%
Median List Price of New Listings	\$450,515	\$449,000	- 0.3%	\$427,450	\$449,999	+ 5.3%
Median List Price at Time of Sale	\$425,000	\$451,590	+ 6.3%	\$417,838	\$424,950	+ 1.7%
Inventory of Homes for Sale	72	93	+ 29.2%	—	—	—
Months Supply of Inventory	1.3	1.5	+ 15.4%	—	—	—

* Does not account for sale concessions and/or downpayment assistance. | Percent changes are calculated using rounded figures and can sometimes look extreme due to small sample size.

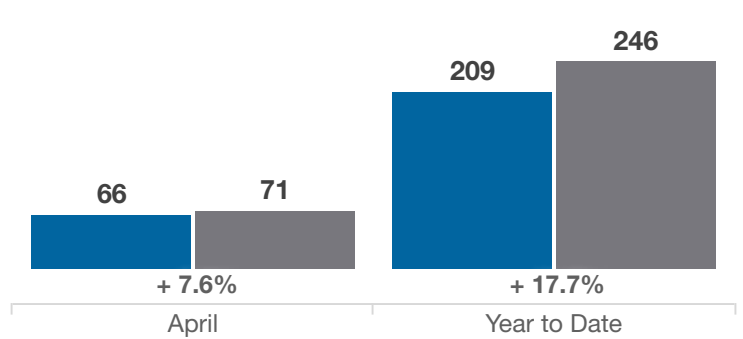
Closed Sales

■ 2025 ■ 2026



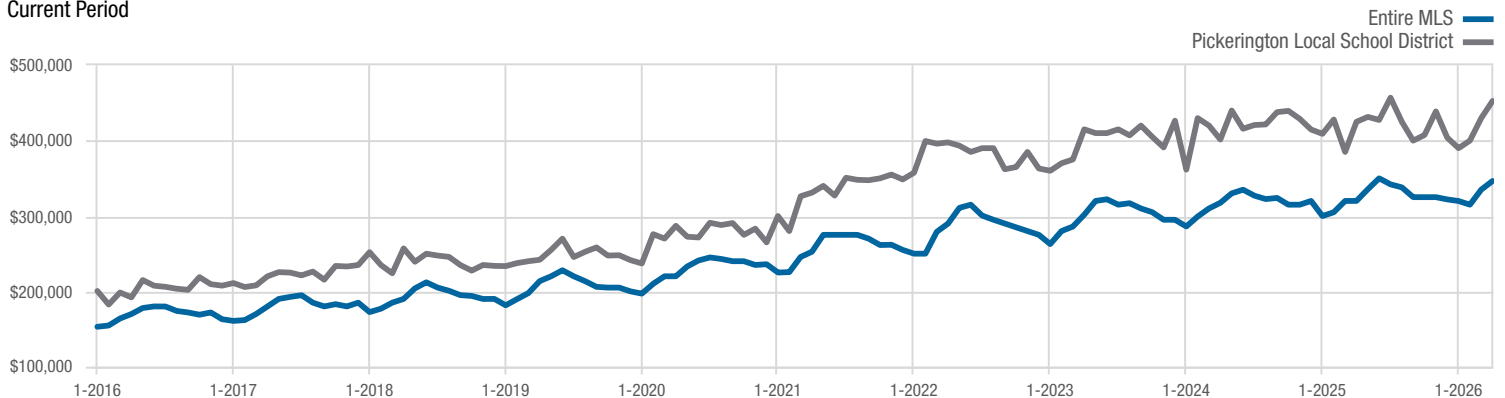
In Contracts

■ 2025 ■ 2026



Median Sales Price

Current Period



Each data point represents the median sales price in a given month.

Local Market Update – April 2026

A RESEARCH TOOL PROVIDED BY THE COLUMBUS REALTORS®
BASED ON RESIDENTIAL LISTING DATA ONLY



Pickerington Local School District

Franklin and Fairfield Counties

