

Local Market Update – April 2026

A RESEARCH TOOL PROVIDED BY THE COLUMBUS REALTORS®
BASED ON RESIDENTIAL LISTING DATA ONLY



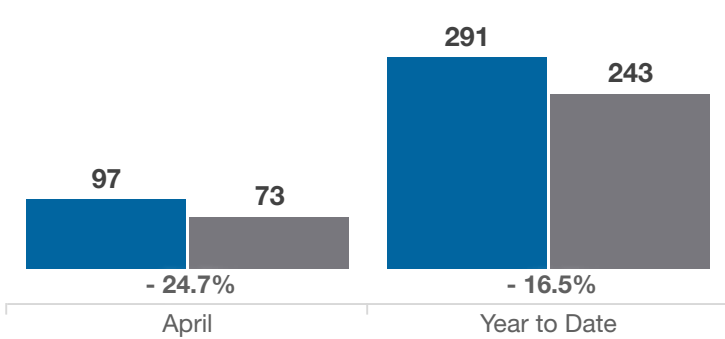
Union County

Key Metrics	April			Year to Date		
	2025	2026	% Change	Thru 4-2025	Thru 4-2026	% Change
Closed Sales	97	73	- 24.7%	291	243	- 16.5%
In Contracts	97	110	+ 13.4%	357	335	- 6.2%
Average Sales Price*	\$535,379	\$513,021	- 4.2%	\$524,921	\$498,829	- 5.0%
Median Sales Price*	\$456,000	\$472,470	+ 3.6%	\$455,990	\$472,470	+ 3.6%
Average Price Per Square Foot*	\$217.03	\$222.06	+ 2.3%	\$211.84	\$209.47	- 1.1%
Percent of Original List Price Received*	99.1%	96.4%	- 2.7%	98.5%	96.4%	- 2.1%
Percent of Last List Price Received*	99.6%	98.6%	- 1.0%	99.7%	98.6%	- 1.1%
Days on Market Until Sale	36	73	+ 102.8%	48	66	+ 37.5%
New Listings	133	150	+ 12.8%	424	400	- 5.7%
Median List Price of New Listings	\$495,522	\$504,725	+ 1.9%	\$473,700	\$496,105	+ 4.7%
Median List Price at Time of Sale	\$459,000	\$472,470	+ 2.9%	\$459,310	\$474,900	+ 3.4%
Inventory of Homes for Sale	189	207	+ 9.5%	—	—	—
Months Supply of Inventory	2.2	2.4	+ 9.1%	—	—	—

* Does not account for sale concessions and/or downpayment assistance. | Percent changes are calculated using rounded figures and can sometimes look extreme due to small sample size.

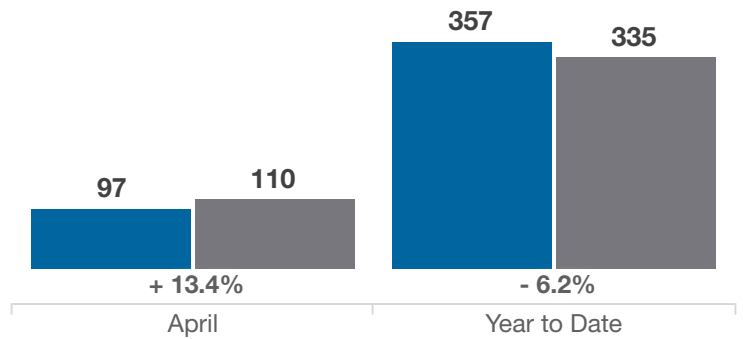
Closed Sales

■ 2025 ■ 2026



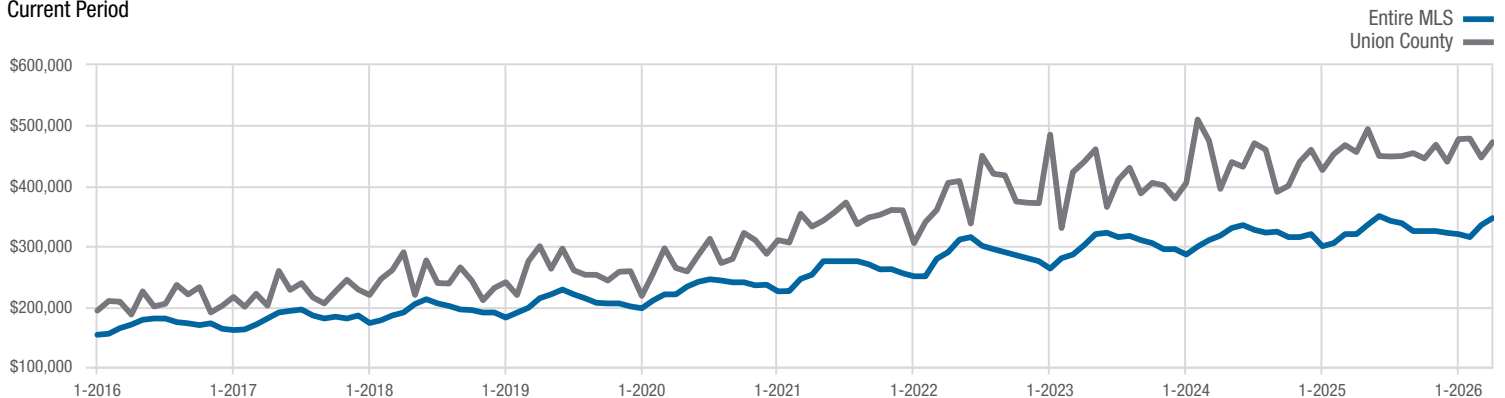
In Contracts

■ 2025 ■ 2026



Median Sales Price

Current Period



Each data point represents the median sales price in a given month.

Local Market Update – April 2026

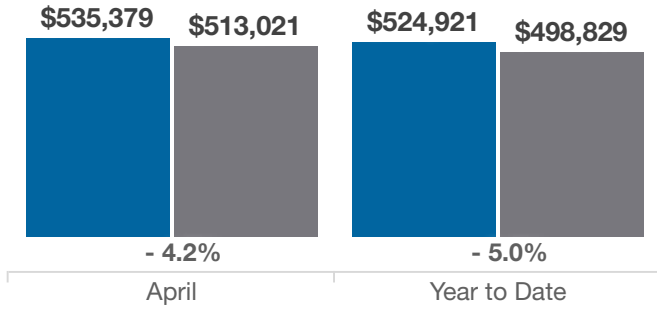
A RESEARCH TOOL PROVIDED BY THE COLUMBUS REALTORS®
BASED ON RESIDENTIAL LISTING DATA ONLY



Union County

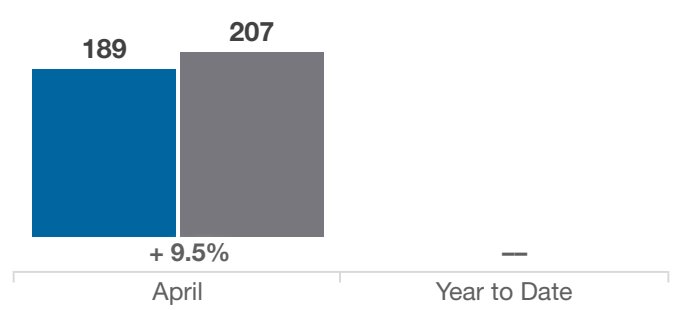
Average Sales Price

■ 2025 ■ 2026



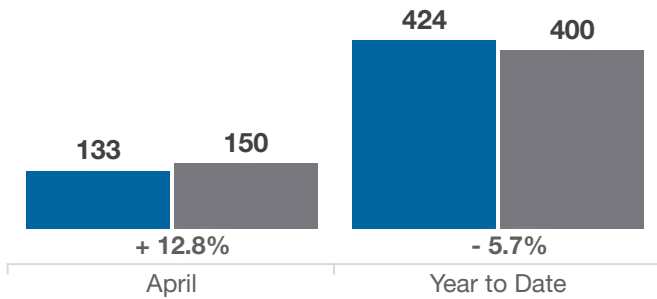
Inventory of Homes for Sale

■ 2025 ■ 2026



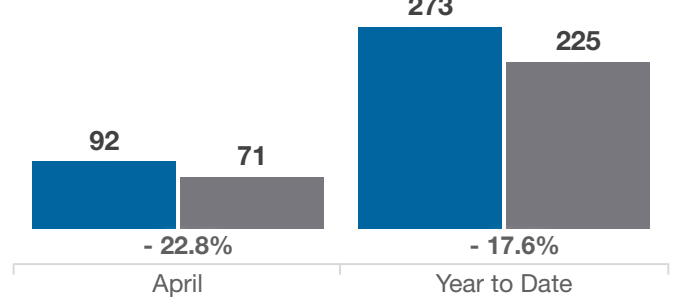
New Listings

■ 2025 ■ 2026



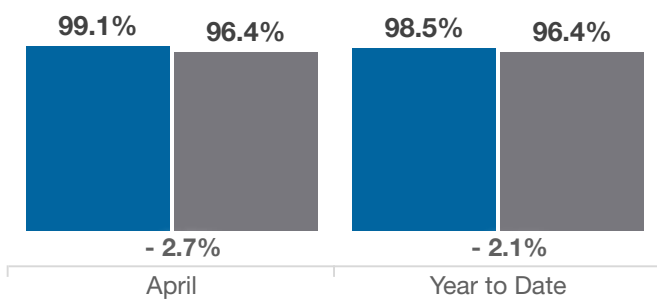
Single Family Sales

■ 2025 ■ 2026



Pct. Of Orig. List Price Received

■ 2025 ■ 2026



Condo Sales

■ 2025 ■ 2026

