

Local Market Update – April 2026

A RESEARCH TOOL PROVIDED BY THE COLUMBUS REALTORS®
BASED ON RESIDENTIAL LISTING DATA ONLY



Whitehall (Corp.)

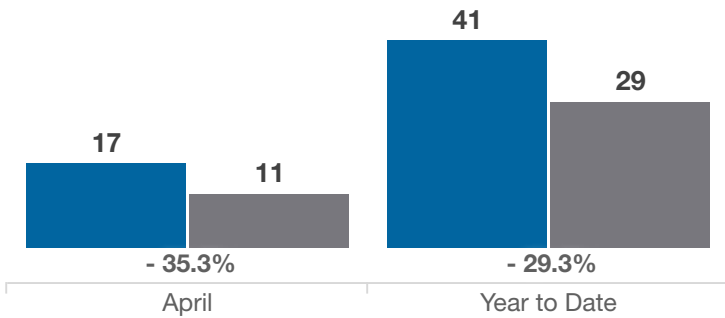
Franklin County

| Key Metrics | April | | | Year to Date | | |
|--|-----------|-----------|----------|--------------|-------------|----------|
| | 2025 | 2026 | % Change | Thru 4-2025 | Thru 4-2026 | % Change |
| Closed Sales | 17 | 11 | - 35.3% | 41 | 29 | - 29.3% |
| In Contracts | 11 | 13 | + 18.2% | 42 | 34 | - 19.0% |
| Average Sales Price* | \$206,782 | \$209,240 | + 1.2% | \$217,605 | \$229,886 | + 5.6% |
| Median Sales Price* | \$210,000 | \$190,000 | - 9.5% | \$210,000 | \$219,900 | + 4.7% |
| Average Price Per Square Foot* | \$183.93 | \$177.84 | - 3.3% | \$172.76 | \$185.73 | + 7.5% |
| Percent of Original List Price Received* | 98.6% | 92.6% | - 6.1% | 97.9% | 96.2% | - 1.7% |
| Percent of Last List Price Received* | 100.3% | 95.3% | - 5.0% | 99.4% | 98.0% | - 1.4% |
| Days on Market Until Sale | 27 | 50 | + 85.2% | 31 | 42 | + 35.5% |
| New Listings | 8 | 16 | + 100.0% | 38 | 44 | + 15.8% |
| Median List Price of New Listings | \$217,450 | \$237,450 | + 9.2% | \$215,000 | \$219,450 | + 2.1% |
| Median List Price at Time of Sale | \$207,900 | \$197,500 | - 5.0% | \$210,000 | \$219,000 | + 4.3% |
| Inventory of Homes for Sale | 9 | 16 | + 77.8% | — | — | — |
| Months Supply of Inventory | 0.8 | 1.5 | + 87.5% | — | — | — |

* Does not account for sale concessions and/or downpayment assistance. | Percent changes are calculated using rounded figures and can sometimes look extreme due to small sample size.

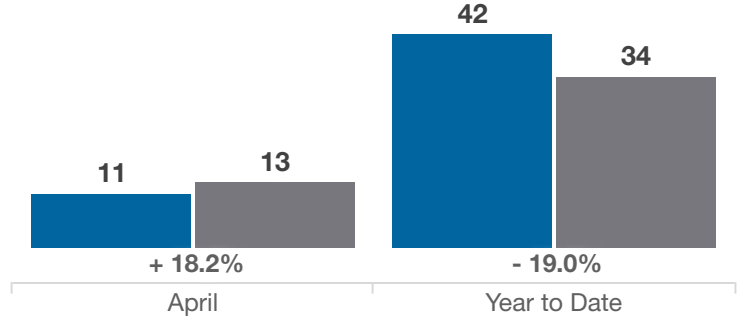
Closed Sales

■ 2025 ■ 2026



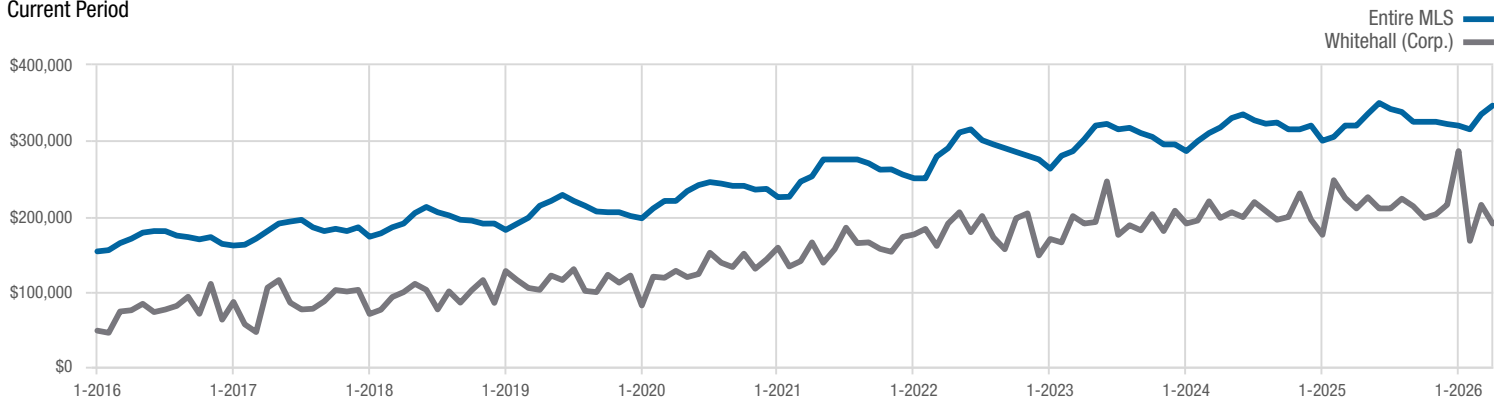
In Contracts

■ 2025 ■ 2026



Median Sales Price

Current Period



Each data point represents the median sales price in a given month.

Local Market Update – April 2026

A RESEARCH TOOL PROVIDED BY THE COLUMBUS REALTORS®
BASED ON RESIDENTIAL LISTING DATA ONLY

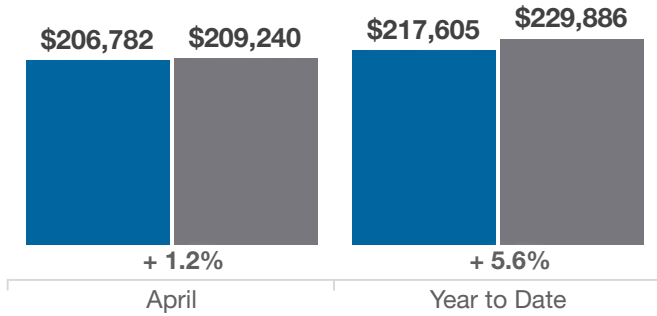


Whitehall (Corp.)

Franklin County

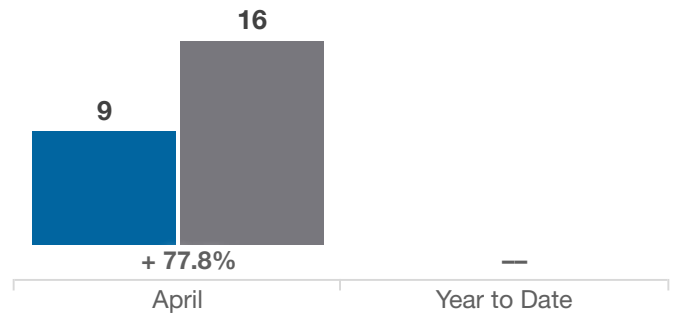
Average Sales Price

■ 2025 ■ 2026



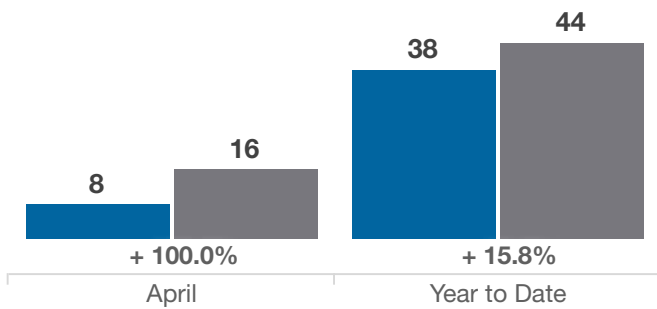
Inventory of Homes for Sale

■ 2025 ■ 2026



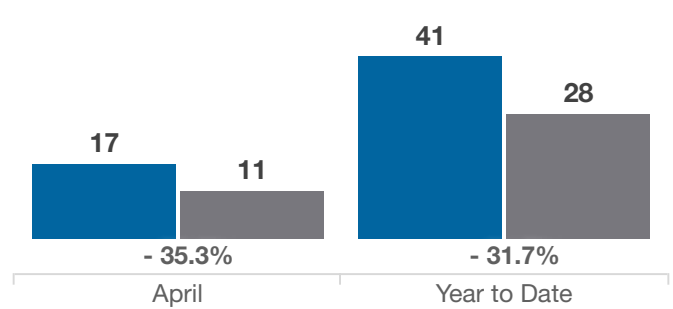
New Listings

■ 2025 ■ 2026



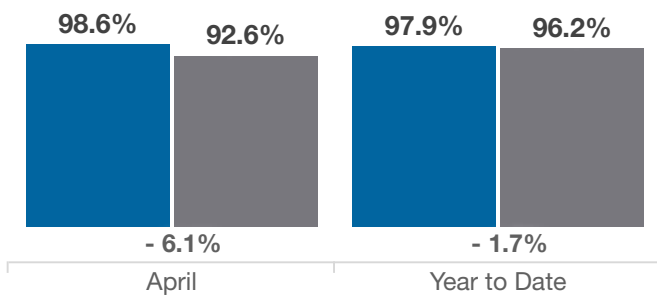
Single Family Sales

■ 2025 ■ 2026



Pct. Of Orig. List Price Received

■ 2025 ■ 2026



Condo Sales

■ 2025 ■ 2026

