

Local Market Update – April 2026

A RESEARCH TOOL PROVIDED BY THE COLUMBUS REALTORS®
BASED ON RESIDENTIAL LISTING DATA ONLY



Worthington City School District

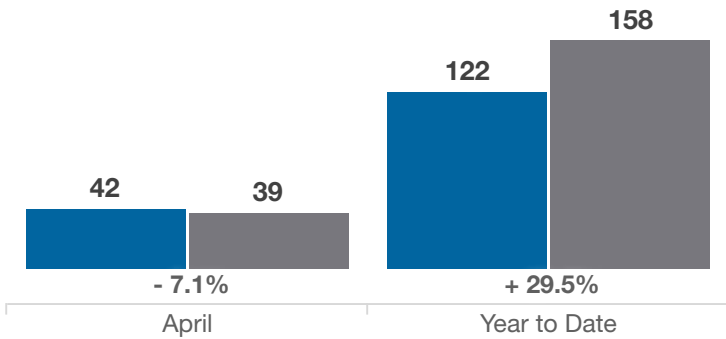
Franklin County

Key Metrics	April			Year to Date		
	2025	2026	% Change	Thru 4-2025	Thru 4-2026	% Change
Closed Sales	42	39	- 7.1%	122	158	+ 29.5%
In Contracts	63	71	+ 12.7%	161	206	+ 28.0%
Average Sales Price*	\$478,136	\$501,501	+ 4.9%	\$446,512	\$446,231	- 0.1%
Median Sales Price*	\$411,500	\$442,530	+ 7.5%	\$405,000	\$415,000	+ 2.5%
Average Price Per Square Foot*	\$239.23	\$265.76	+ 11.1%	\$249.46	\$242.60	- 2.7%
Percent of Original List Price Received*	101.1%	102.9%	+ 1.8%	101.0%	99.3%	- 1.7%
Percent of Last List Price Received*	101.7%	103.2%	+ 1.5%	101.6%	100.8%	- 0.8%
Days on Market Until Sale	13	16	+ 23.1%	16	26	+ 62.5%
New Listings	69	85	+ 23.2%	183	213	+ 16.4%
Median List Price of New Listings	\$399,900	\$425,000	+ 6.3%	\$399,900	\$421,000	+ 5.3%
Median List Price at Time of Sale	\$409,500	\$421,000	+ 2.8%	\$400,000	\$415,000	+ 3.8%
Inventory of Homes for Sale	44	51	+ 15.9%	—	—	—
Months Supply of Inventory	0.9	0.9	0.0%	—	—	—

* Does not account for sale concessions and/or downpayment assistance. | Percent changes are calculated using rounded figures and can sometimes look extreme due to small sample size.

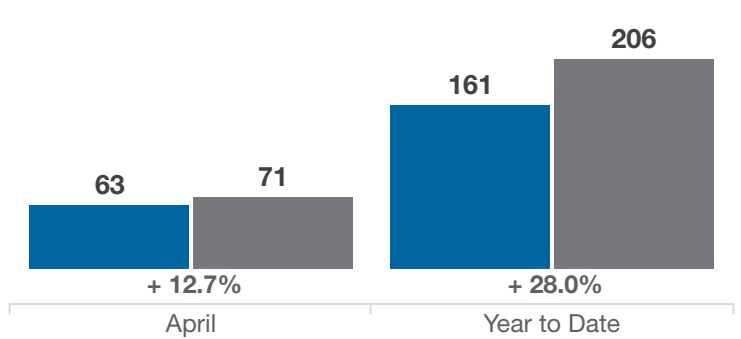
Closed Sales

■ 2025 ■ 2026



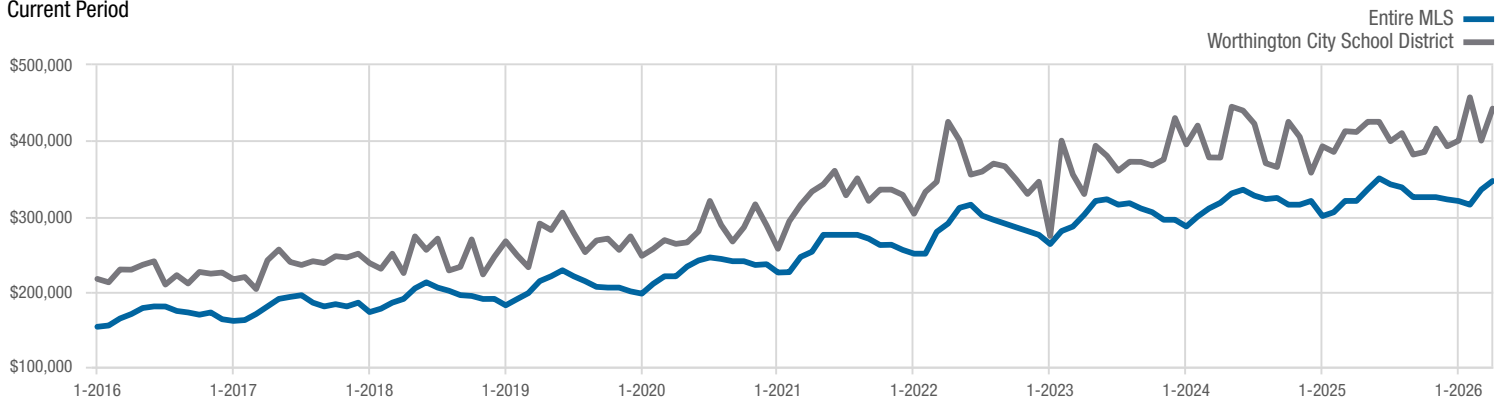
In Contracts

■ 2025 ■ 2026



Median Sales Price

Current Period



Each data point represents the median sales price in a given month.

Local Market Update – April 2026

A RESEARCH TOOL PROVIDED BY THE COLUMBUS REALTORS®
BASED ON RESIDENTIAL LISTING DATA ONLY

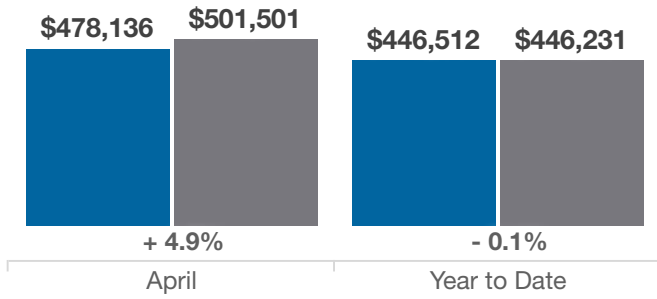


Worthington City School District

Franklin County

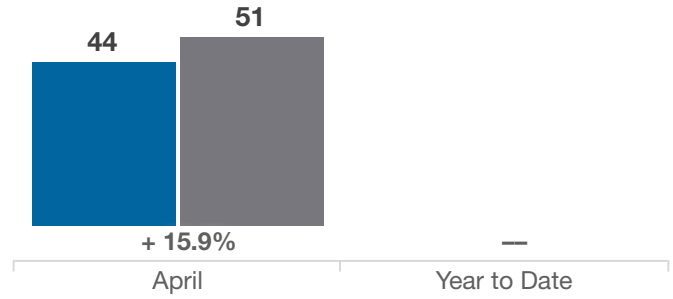
Average Sales Price

■ 2025 ■ 2026



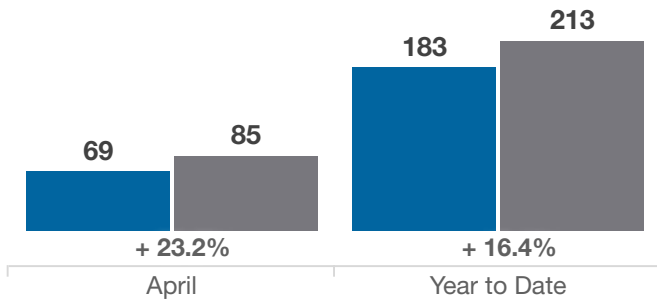
Inventory of Homes for Sale

■ 2025 ■ 2026



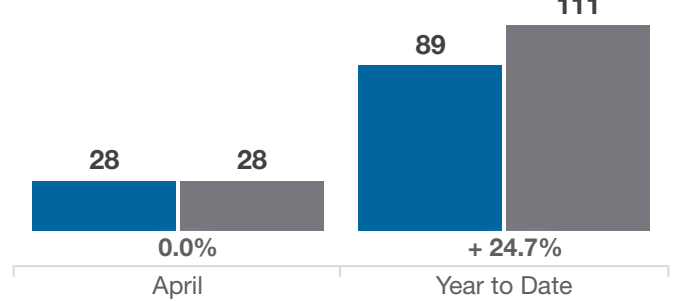
New Listings

■ 2025 ■ 2026



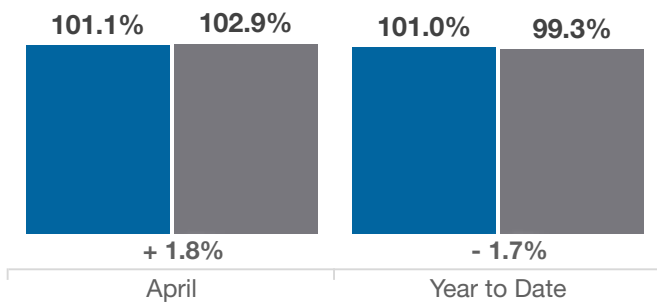
Single Family Sales

■ 2025 ■ 2026



Pct. Of Orig. List Price Received

■ 2025 ■ 2026



Condo Sales

■ 2025 ■ 2026

