

Local Market Update – April 2026

A RESEARCH TOOL PROVIDED BY THE COLUMBUS REALTORS®
BASED ON RESIDENTIAL LISTING DATA ONLY



Worthington (Corp.)

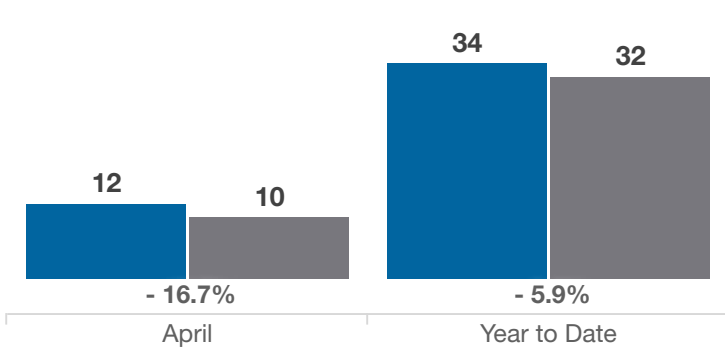
Franklin County

Key Metrics	April			Year to Date		
	2025	2026	% Change	Thru 4-2025	Thru 4-2026	% Change
Closed Sales	12	10	- 16.7%	34	32	- 5.9%
In Contracts	20	14	- 30.0%	47	40	- 14.9%
Average Sales Price*	\$640,783	\$699,210	+ 9.1%	\$559,043	\$581,253	+ 4.0%
Median Sales Price*	\$483,950	\$568,000	+ 17.4%	\$431,000	\$505,250	+ 17.2%
Average Price Per Square Foot*	\$280.79	\$316.81	+ 12.8%	\$279.80	\$286.41	+ 2.4%
Percent of Original List Price Received*	103.0%	106.9%	+ 3.8%	102.2%	97.8%	- 4.3%
Percent of Last List Price Received*	103.0%	106.9%	+ 3.8%	102.6%	100.6%	- 1.9%
Days on Market Until Sale	7	9	+ 28.6%	14	34	+ 142.9%
New Listings	22	17	- 22.7%	53	41	- 22.6%
Median List Price of New Listings	\$412,000	\$425,000	+ 3.2%	\$419,900	\$449,900	+ 7.1%
Median List Price at Time of Sale	\$477,445	\$512,450	+ 7.3%	\$419,995	\$482,450	+ 14.9%
Inventory of Homes for Sale	12	11	- 8.3%	—	—	—
Months Supply of Inventory	0.8	0.8	0.0%	—	—	—

* Does not account for sale concessions and/or downpayment assistance. | Percent changes are calculated using rounded figures and can sometimes look extreme due to small sample size.

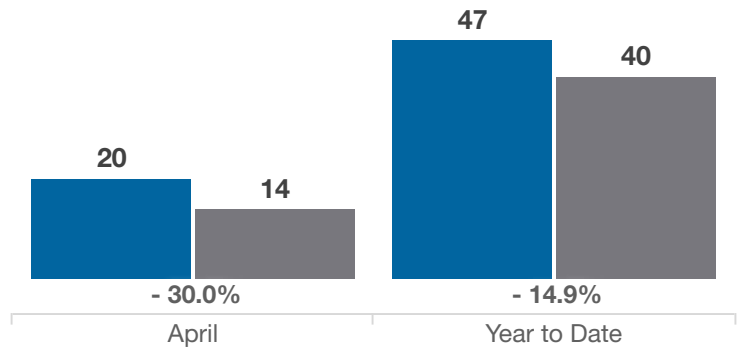
Closed Sales

■ 2025 ■ 2026



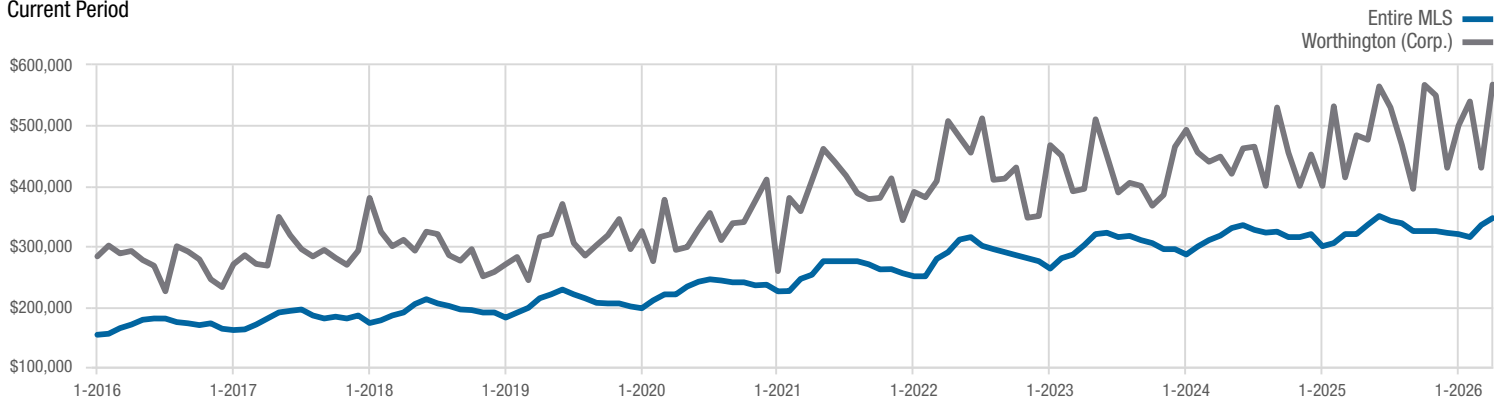
In Contracts

■ 2025 ■ 2026



Median Sales Price

Current Period



Each data point represents the median sales price in a given month.

Local Market Update – April 2026

A RESEARCH TOOL PROVIDED BY THE COLUMBUS REALTORS®
BASED ON RESIDENTIAL LISTING DATA ONLY

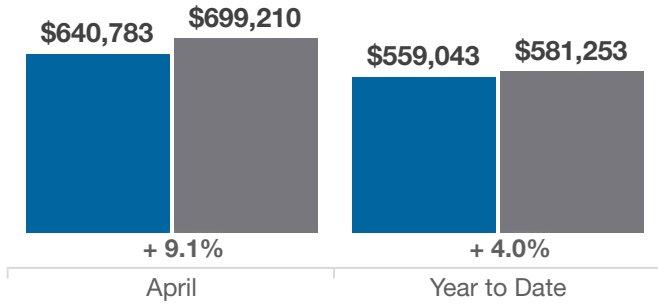


Worthington (Corp.)

Franklin County

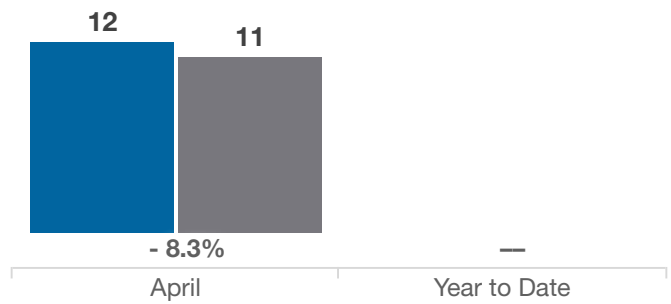
Average Sales Price

■ 2025 ■ 2026



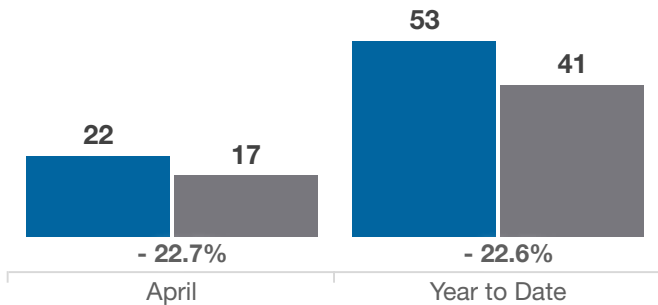
Inventory of Homes for Sale

■ 2025 ■ 2026



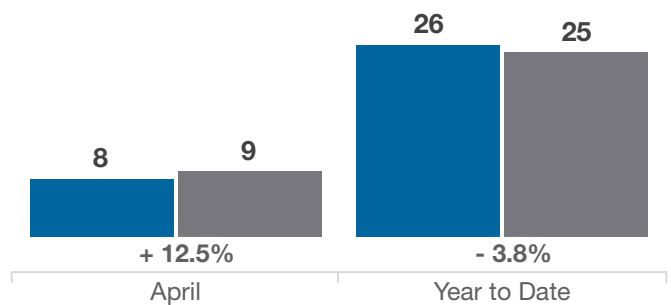
New Listings

■ 2025 ■ 2026



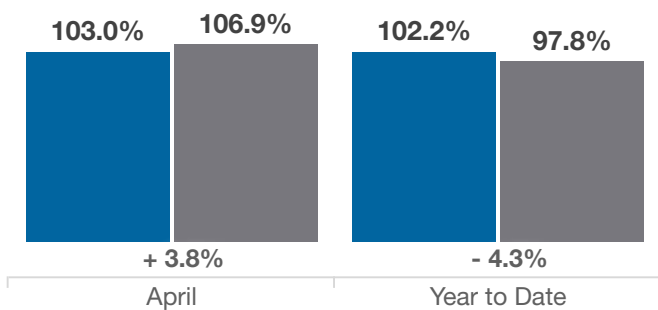
Single Family Sales

■ 2025 ■ 2026



Pct. Of Orig. List Price Received

■ 2025 ■ 2026



Condo Sales

■ 2025 ■ 2026

