

Local Market Update – May 2026

A RESEARCH TOOL PROVIDED BY THE COLUMBUS REALTORS®
BASED ON RESIDENTIAL LISTING DATA ONLY



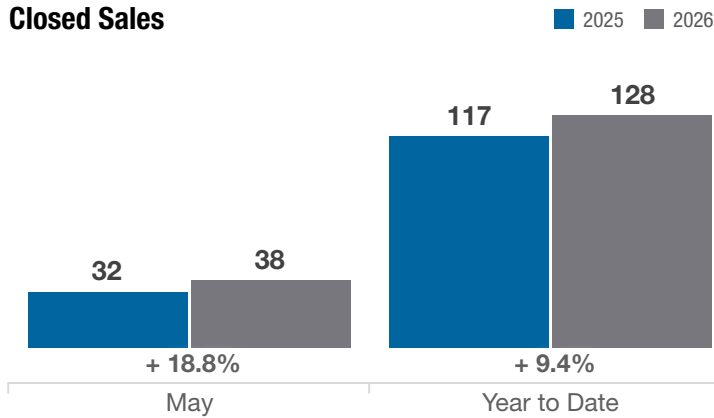
Big Walnut Local School District

Delaware County

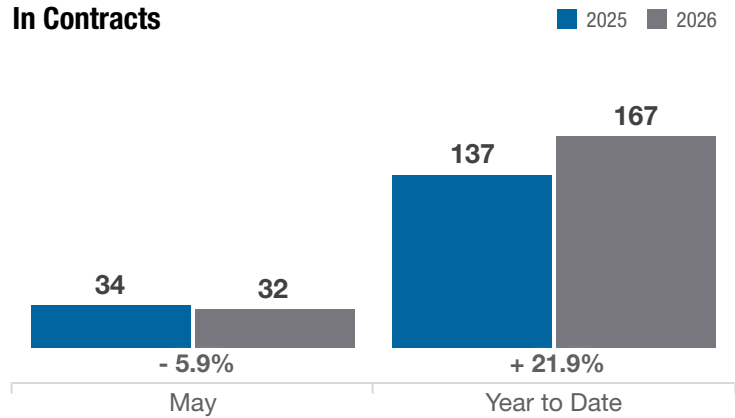
Key Metrics	May			Year to Date		
	2025	2026	% Change	Thru 5-2025	Thru 5-2026	% Change
Closed Sales	32	38	+ 18.8%	117	128	+ 9.4%
In Contracts	34	32	- 5.9%	137	167	+ 21.9%
Average Sales Price*	\$610,544	\$608,981	- 0.3%	\$588,681	\$644,893	+ 9.5%
Median Sales Price*	\$550,000	\$589,230	+ 7.1%	\$541,450	\$565,000	+ 4.3%
Average Price Per Square Foot*	\$239.97	\$256.70	+ 7.0%	\$240.49	\$258.74	+ 7.6%
Percent of Original List Price Received*	99.5%	99.2%	- 0.3%	97.1%	96.7%	- 0.4%
Percent of Last List Price Received*	100.4%	98.5%	- 1.9%	98.8%	98.2%	- 0.6%
Days on Market Until Sale	34	48	+ 41.2%	46	59	+ 28.3%
New Listings	34	60	+ 76.5%	166	210	+ 26.5%
Median List Price of New Listings	\$556,900	\$564,900	+ 1.4%	\$549,995	\$574,900	+ 4.5%
Median List Price at Time of Sale	\$549,950	\$589,275	+ 7.2%	\$549,900	\$569,900	+ 3.6%
Inventory of Homes for Sale	56	89	+ 58.9%	—	—	—
Months Supply of Inventory	2.0	3.1	+ 55.0%	—	—	—

* Does not account for sale concessions and/or downpayment assistance. | Percent changes are calculated using rounded figures and can sometimes look extreme due to small sample size.

Closed Sales

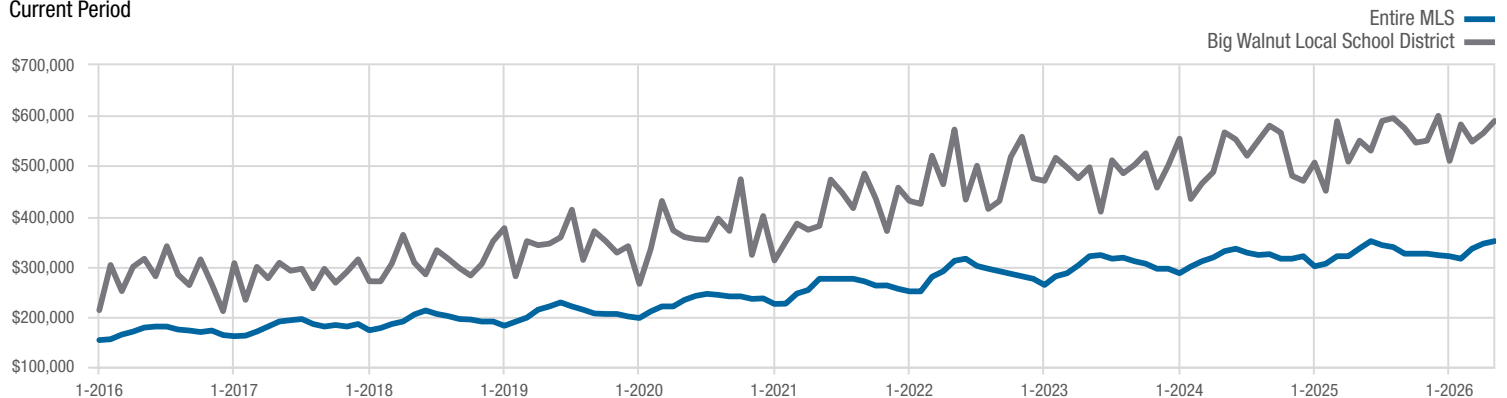


In Contracts



Median Sales Price

Current Period



Each data point represents the median sales price in a given month.

Local Market Update – May 2026

A RESEARCH TOOL PROVIDED BY THE COLUMBUS REALTORS®
BASED ON RESIDENTIAL LISTING DATA ONLY



Big Walnut Local School District

Delaware County

