

# Local Market Update – May 2026

A RESEARCH TOOL PROVIDED BY THE COLUMBUS REALTORS®  
BASED ON RESIDENTIAL LISTING DATA ONLY



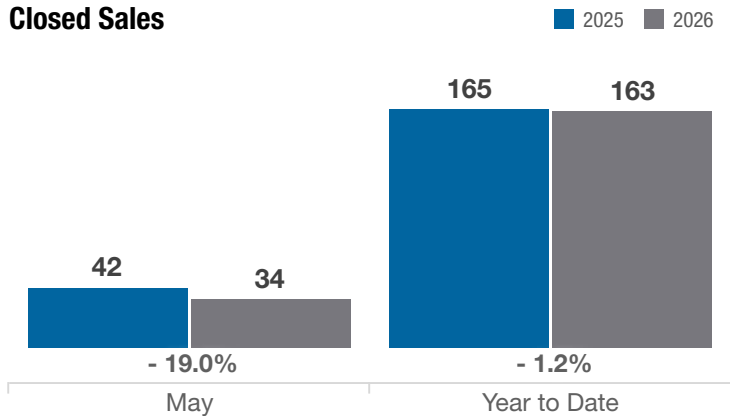
## Blacklick (43004)

Franklin County

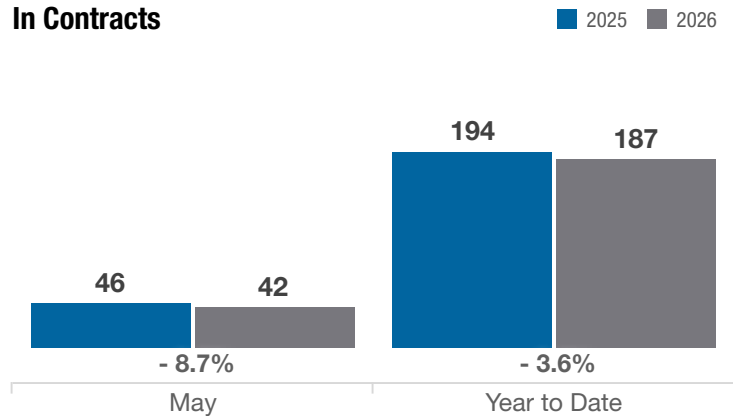
Key Metrics	May			Year to Date		
	2025	2026	% Change	Thru 5-2025	Thru 5-2026	% Change
Closed Sales	42	34	- 19.0%	165	163	- 1.2%
In Contracts	46	42	- 8.7%	194	187	- 3.6%
Average Sales Price*	\$407,507	\$420,058	+ 3.1%	\$371,997	\$472,995	+ 27.2%
Median Sales Price*	\$359,000	\$386,250	+ 7.6%	\$340,000	\$366,000	+ 7.6%
Average Price Per Square Foot*	\$196.89	\$212.47	+ 7.9%	\$200.06	\$210.96	+ 5.4%
Percent of Original List Price Received*	100.8%	99.3%	- 1.5%	99.4%	97.9%	- 1.5%
Percent of Last List Price Received*	100.6%	100.1%	- 0.5%	100.3%	99.4%	- 0.9%
Days on Market Until Sale	13	22	+ 69.2%	26	33	+ 26.9%
New Listings	51	55	+ 7.8%	214	207	- 3.3%
Median List Price of New Listings	\$395,900	\$384,900	- 2.8%	\$345,500	\$369,900	+ 7.1%
Median List Price at Time of Sale	\$355,000	\$379,950	+ 7.0%	\$330,000	\$365,000	+ 10.6%
Inventory of Homes for Sale	45	45	0.0%	—	—	—
Months Supply of Inventory	1.3	1.3	0.0%	—	—	—

\* Does not account for sale concessions and/or downpayment assistance. | Percent changes are calculated using rounded figures and can sometimes look extreme due to small sample size.

### Closed Sales

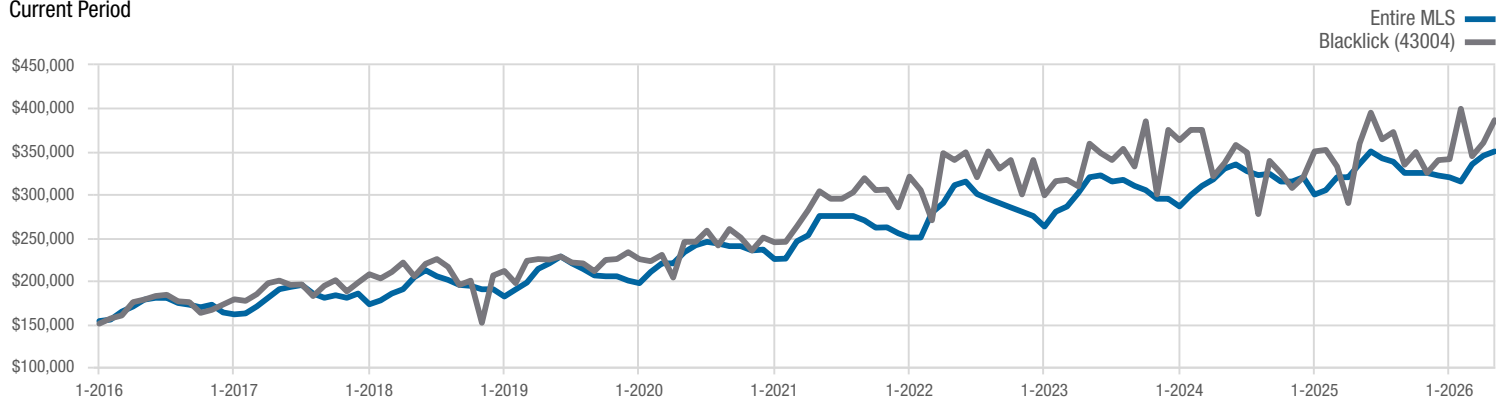


### In Contracts



### Median Sales Price

Current Period



Each data point represents the median sales price in a given month.

# Local Market Update – May 2026

A RESEARCH TOOL PROVIDED BY THE COLUMBUS REALTORS®  
BASED ON RESIDENTIAL LISTING DATA ONLY



## Blacklick (43004)

Franklin County

