

# Local Market Update – May 2026

A RESEARCH TOOL PROVIDED BY THE COLUMBUS REALTORS®  
BASED ON RESIDENTIAL LISTING DATA ONLY

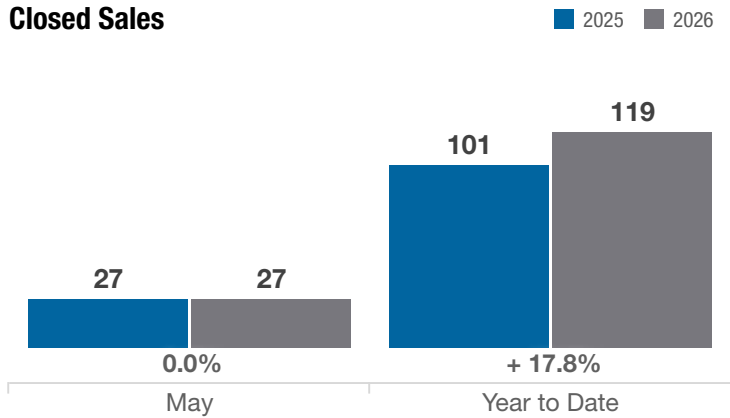


## Fayette County

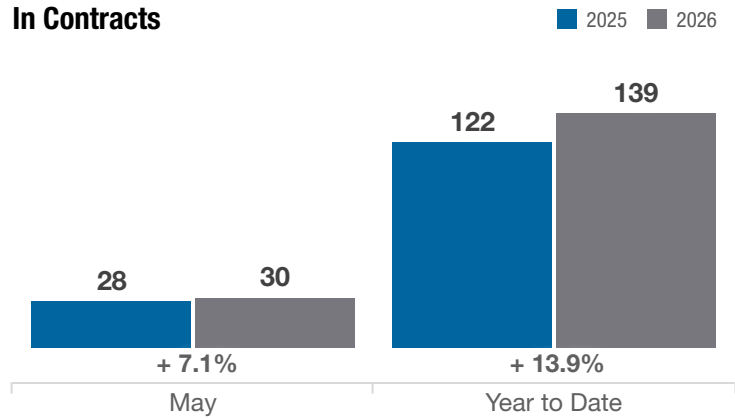
| Key Metrics                              | May       |           |          | Year to Date |             |          |
|--|-----------|-----------|----------|--------------|-------------|----------|
|  | 2025      | 2026      | % Change | Thru 5-2025  | Thru 5-2026 | % Change |
| Closed Sales                             | 27        | 27        | 0.0%     | 101          | 119         | + 17.8%  |
| In Contracts                             | 28        | 30        | + 7.1%   | 122          | 139         | + 13.9%  |
| Average Sales Price*                     | \$333,423 | \$232,170 | - 30.4%  | \$253,921    | \$235,830   | - 7.1%   |
| Median Sales Price*                      | \$230,120 | \$235,000 | + 2.1%   | \$216,000    | \$226,250   | + 4.7%   |
| Average Price Per Square Foot*           | \$148.12  | \$149.08  | + 0.6%   | \$144.51     | \$153.40    | + 6.2%   |
| Percent of Original List Price Received* | 96.4%     | 92.3%     | - 4.3%   | 94.6%        | 92.8%       | - 1.9%   |
| Percent of Last List Price Received*     | 99.3%     | 95.4%     | - 3.9%   | 97.6%        | 95.7%       | - 1.9%   |
| Days on Market Until Sale                | 30        | 50        | + 66.7%  | 34           | 48          | + 41.2%  |
| New Listings                             | 35        | 46        | + 31.4%  | 147          | 194         | + 32.0%  |
| Median List Price of New Listings        | \$289,000 | \$292,400 | + 1.2%   | \$239,900    | \$249,950   | + 4.2%   |
| Median List Price at Time of Sale        | \$235,000 | \$234,900 | - 0.0%   | \$220,000    | \$229,900   | + 4.5%   |
| Inventory of Homes for Sale              | 46        | 79        | + 71.7%  | —            | —           | —        |
| Months Supply of Inventory               | 1.9       | 3.0       | + 57.9%  | —            | —           | —        |

\* Does not account for sale concessions and/or downpayment assistance. | Percent changes are calculated using rounded figures and can sometimes look extreme due to small sample size.

### Closed Sales

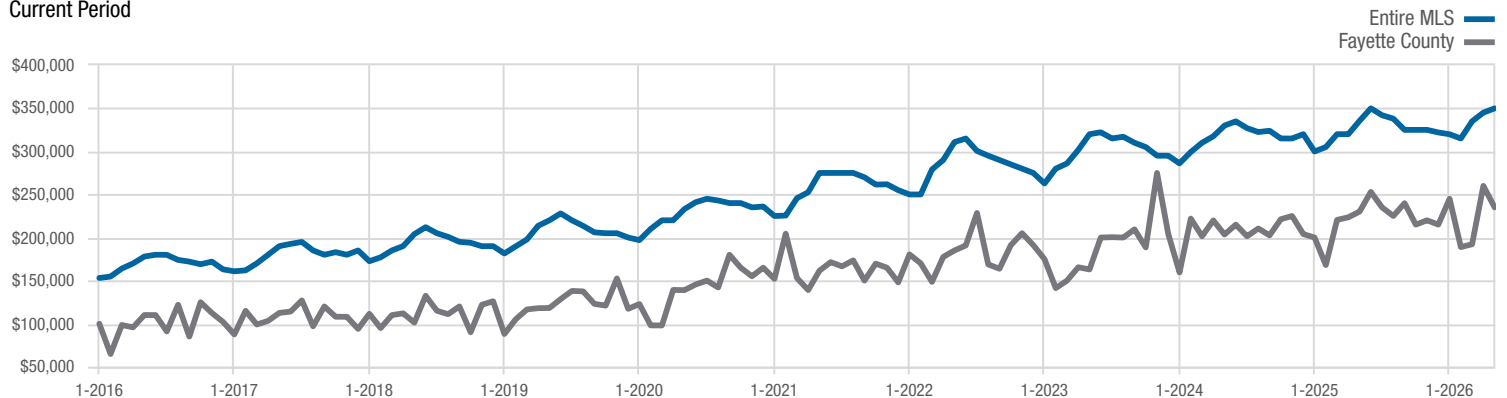


### In Contracts



### Median Sales Price

Current Period



Each data point represents the median sales price in a given month.

# Local Market Update – May 2026

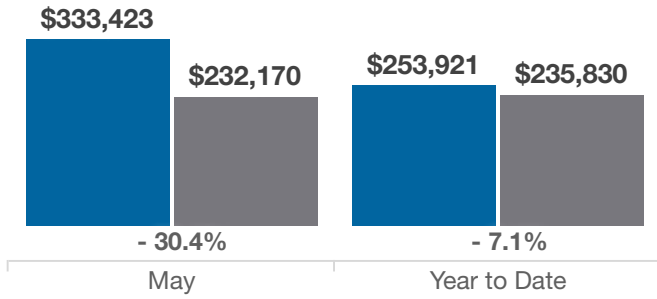
A RESEARCH TOOL PROVIDED BY THE COLUMBUS REALTORS®  
BASED ON RESIDENTIAL LISTING DATA ONLY



## Fayette County

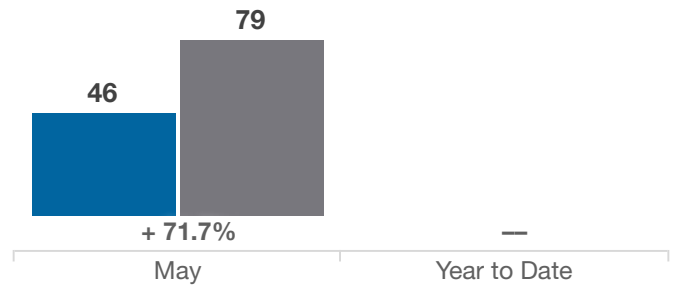
### Average Sales Price

■ 2025 ■ 2026



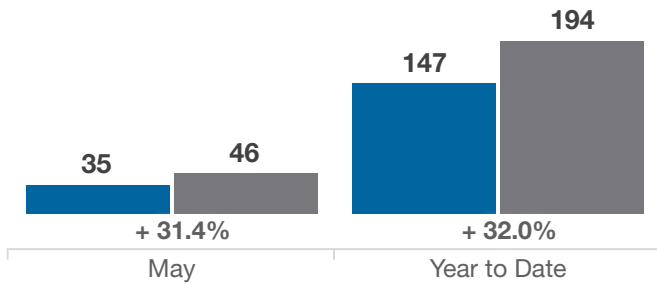
### Inventory of Homes for Sale

■ 2025 ■ 2026



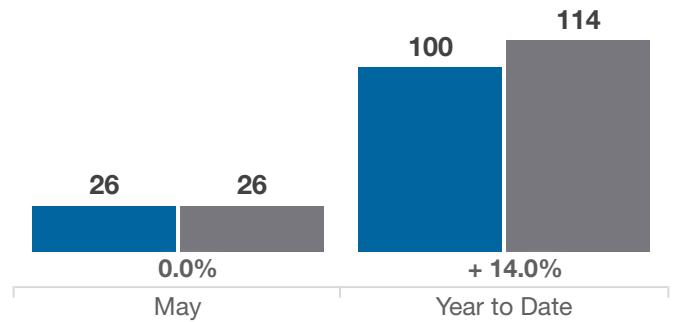
### New Listings

■ 2025 ■ 2026



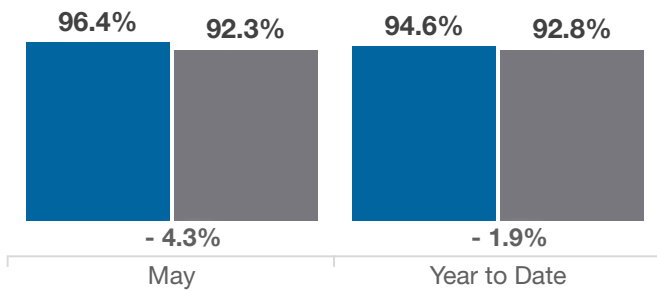
### Single Family Sales

■ 2025 ■ 2026



### Pct. Of Orig. List Price Received

■ 2025 ■ 2026



### Condo Sales

■ 2025 ■ 2026

