

Local Market Update – May 2026

A RESEARCH TOOL PROVIDED BY THE COLUMBUS REALTORS®
BASED ON RESIDENTIAL LISTING DATA ONLY



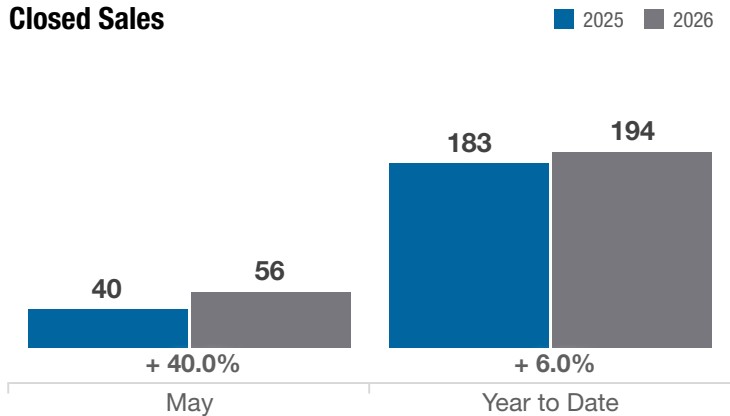
Groveport Madison Local School District

Franklin County

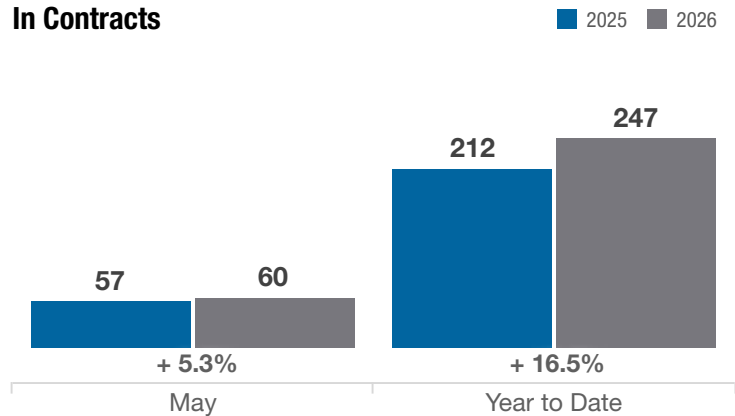
Key Metrics	May			Year to Date		
	2025	2026	% Change	Thru 5-2025	Thru 5-2026	% Change
Closed Sales	40	56	+ 40.0%	183	194	+ 6.0%
In Contracts	57	60	+ 5.3%	212	247	+ 16.5%
Average Sales Price*	\$273,888	\$276,684	+ 1.0%	\$259,483	\$269,346	+ 3.8%
Median Sales Price*	\$262,500	\$286,053	+ 9.0%	\$255,000	\$277,745	+ 8.9%
Average Price Per Square Foot*	\$202.34	\$186.54	- 7.8%	\$189.20	\$187.06	- 1.1%
Percent of Original List Price Received*	99.9%	98.9%	- 1.0%	98.5%	98.0%	- 0.5%
Percent of Last List Price Received*	100.4%	100.3%	- 0.1%	99.6%	99.5%	- 0.1%
Days on Market Until Sale	14	32	+ 128.6%	26	38	+ 46.2%
New Listings	76	64	- 15.8%	245	270	+ 10.2%
Median List Price of New Listings	\$259,950	\$287,245	+ 10.5%	\$263,450	\$284,450	+ 8.0%
Median List Price at Time of Sale	\$259,900	\$283,450	+ 9.1%	\$255,000	\$279,945	+ 9.8%
Inventory of Homes for Sale	60	72	+ 20.0%	—	—	—
Months Supply of Inventory	1.3	1.7	+ 30.8%	—	—	—

* Does not account for sale concessions and/or downpayment assistance. | Percent changes are calculated using rounded figures and can sometimes look extreme due to small sample size.

Closed Sales

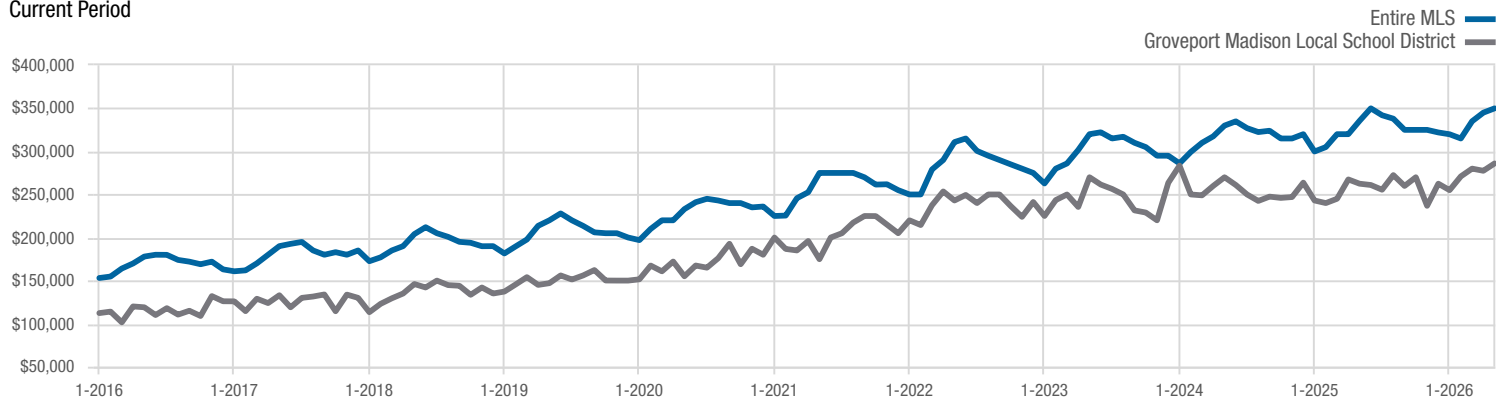


In Contracts



Median Sales Price

Current Period



Each data point represents the median sales price in a given month.

Local Market Update – May 2026

A RESEARCH TOOL PROVIDED BY THE COLUMBUS REALTORS®
BASED ON RESIDENTIAL LISTING DATA ONLY



Groveport Madison Local School District

Franklin County

