

# Local Market Update – May 2026

A RESEARCH TOOL PROVIDED BY THE COLUMBUS REALTORS®  
BASED ON RESIDENTIAL LISTING DATA ONLY



## Lancaster City School District

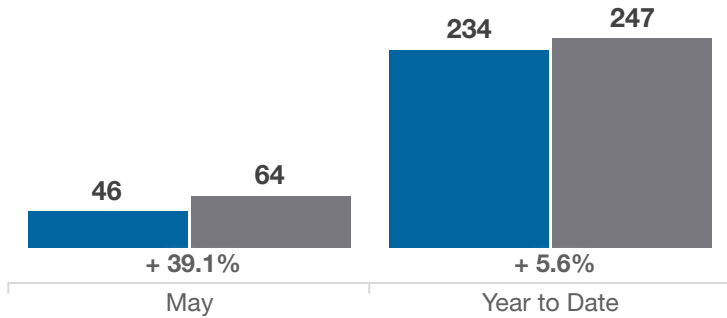
Fairfield County

Key Metrics	May			Year to Date		
	2025	2026	% Change	Thru 5-2025	Thru 5-2026	% Change
Closed Sales	46	64	+ 39.1%	234	247	+ 5.6%
In Contracts	58	73	+ 25.9%	251	295	+ 17.5%
Average Sales Price*	\$263,500	\$275,353	+ 4.5%	\$245,388	\$265,862	+ 8.3%
Median Sales Price*	\$242,500	\$255,000	+ 5.2%	\$231,000	\$251,000	+ 8.7%
Average Price Per Square Foot*	\$169.39	\$184.99	+ 9.2%	\$172.57	\$179.03	+ 3.7%
Percent of Original List Price Received*	99.8%	98.6%	- 1.2%	97.3%	95.9%	- 1.4%
Percent of Last List Price Received*	100.8%	99.7%	- 1.1%	99.0%	97.8%	- 1.2%
Days on Market Until Sale	18	17	- 5.6%	31	28	- 9.7%
New Listings	84	63	- 25.0%	284	321	+ 13.0%
Median List Price of New Listings	\$249,900	\$249,900	0.0%	\$245,000	\$245,000	0.0%
Median List Price at Time of Sale	\$246,950	\$254,900	+ 3.2%	\$232,450	\$249,900	+ 7.5%
Inventory of Homes for Sale	71	69	- 2.8%	—	—	—
Months Supply of Inventory	1.3	1.2	- 7.7%	—	—	—

\* Does not account for sale concessions and/or downpayment assistance. | Percent changes are calculated using rounded figures and can sometimes look extreme due to small sample size.

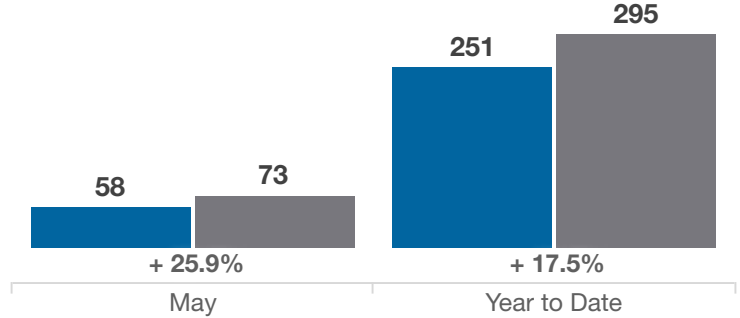
### Closed Sales

■ 2025 ■ 2026



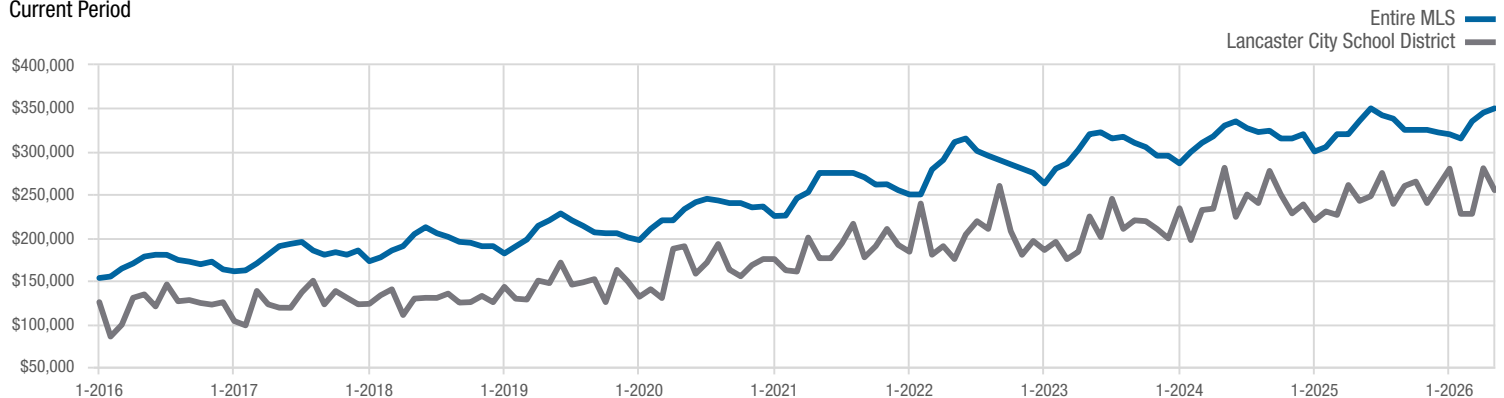
### In Contracts

■ 2025 ■ 2026



### Median Sales Price

Current Period



Each data point represents the median sales price in a given month.

# Local Market Update – May 2026

A RESEARCH TOOL PROVIDED BY THE COLUMBUS REALTORS®  
BASED ON RESIDENTIAL LISTING DATA ONLY



## Lancaster City School District

Fairfield County

