

Local Market Update – May 2026

A RESEARCH TOOL PROVIDED BY THE COLUMBUS REALTORS®
BASED ON RESIDENTIAL LISTING DATA ONLY



Sunbury (Corp.)

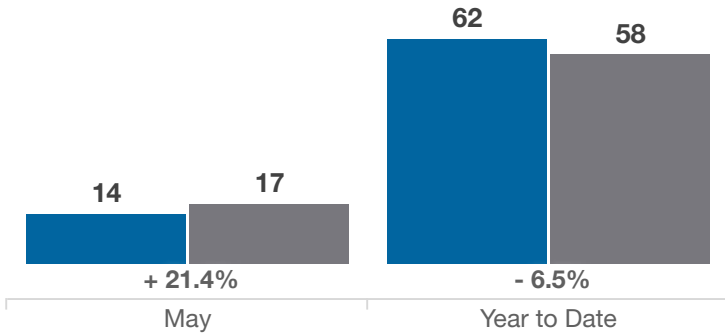
Delaware County

Key Metrics	May			Year to Date		
	2025	2026	% Change	Thru 5-2025	Thru 5-2026	% Change
Closed Sales	14	17	+ 21.4%	62	58	- 6.5%
In Contracts	18	14	- 22.2%	68	80	+ 17.6%
Average Sales Price*	\$497,400	\$508,365	+ 2.2%	\$479,185	\$509,448	+ 6.3%
Median Sales Price*	\$522,450	\$499,900	- 4.3%	\$485,000	\$499,900	+ 3.1%
Average Price Per Square Foot*	\$201.94	\$226.56	+ 12.2%	\$215.20	\$218.54	+ 1.6%
Percent of Original List Price Received*	98.4%	98.0%	- 0.4%	98.4%	97.0%	- 1.4%
Percent of Last List Price Received*	99.7%	99.9%	+ 0.2%	99.2%	99.2%	0.0%
Days on Market Until Sale	66	62	- 6.1%	48	71	+ 47.9%
New Listings	18	14	- 22.2%	73	87	+ 19.2%
Median List Price of New Listings	\$464,894	\$521,750	+ 12.2%	\$499,900	\$522,900	+ 4.6%
Median List Price at Time of Sale	\$523,900	\$499,900	- 4.6%	\$495,000	\$499,900	+ 1.0%
Inventory of Homes for Sale	21	23	+ 9.5%	—	—	—
Months Supply of Inventory	1.8	1.9	+ 5.6%	—	—	—

* Does not account for sale concessions and/or downpayment assistance. | Percent changes are calculated using rounded figures and can sometimes look extreme due to small sample size.

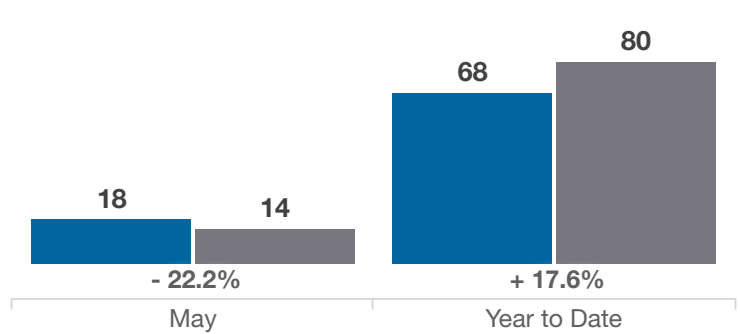
Closed Sales

■ 2025 ■ 2026



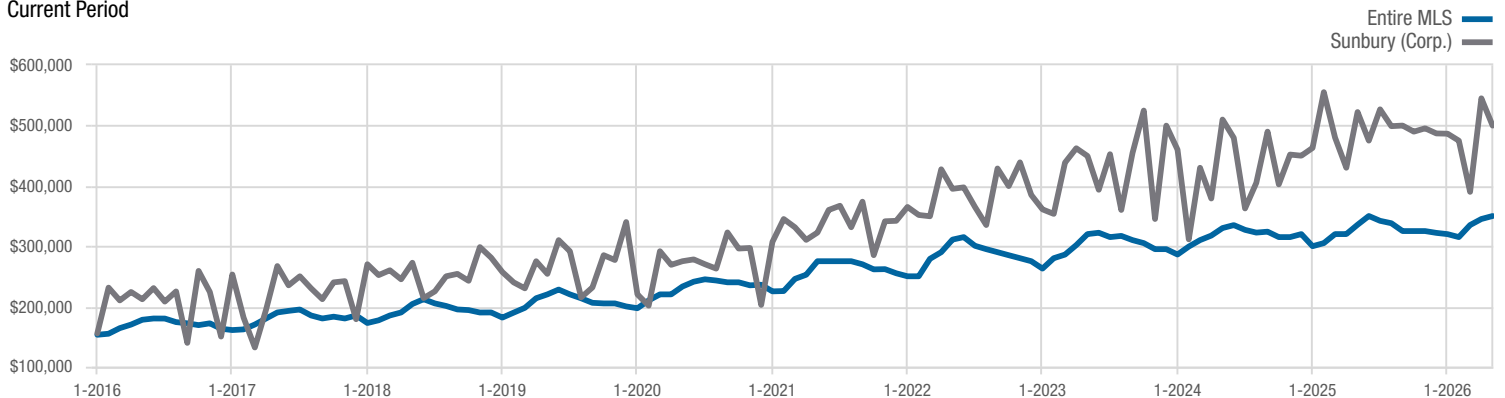
In Contracts

■ 2025 ■ 2026



Median Sales Price

Current Period



Each data point represents the median sales price in a given month.

Local Market Update – May 2026

A RESEARCH TOOL PROVIDED BY THE COLUMBUS REALTORS®
BASED ON RESIDENTIAL LISTING DATA ONLY

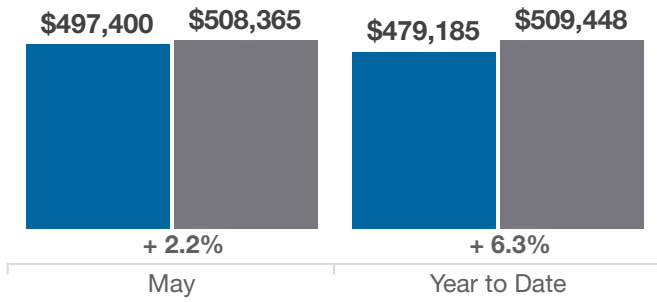


Sunbury (Corp.)

Delaware County

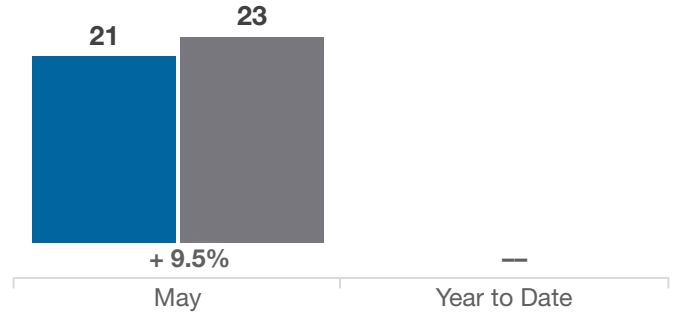
Average Sales Price

■ 2025 ■ 2026



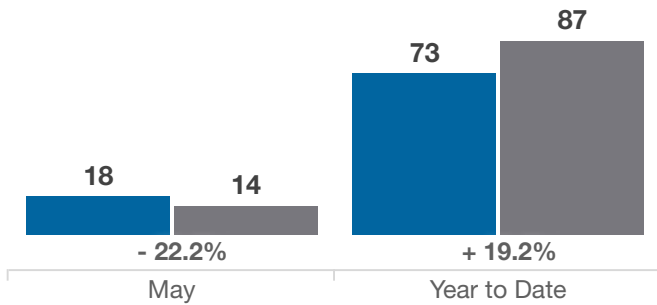
Inventory of Homes for Sale

■ 2025 ■ 2026



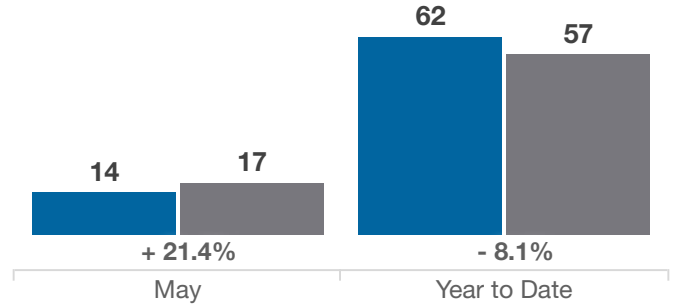
New Listings

■ 2025 ■ 2026



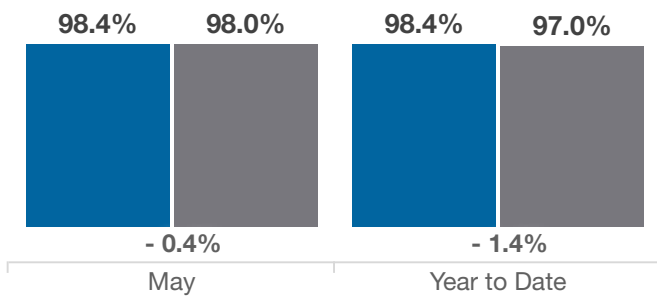
Single Family Sales

■ 2025 ■ 2026



Pct. Of Orig. List Price Received

■ 2025 ■ 2026



Condo Sales

■ 2025 ■ 2026

